ARCHITECTURE
ENGINEERING
CONSULTING

ADDENDUM

1021 West Baraga Avenue,
Marquette, Michigan 49855
Phone (906) 228-4480 Fax (906) 228-7524

8571 W. Grand River Ave., Suite 600
Brighton, Michigan 48816
Phone: (810) 229-2701 Fax: (810) 229-6767

Addendum No:	2	Project Number:	22-007
Project:	Gogebic Medical Care Facility Interior Renovations	Date:	05.25.2023

The contractor shall acknowledge receipt of all addenda by listing the number where indicated on the bid form.

Drawings, specifications, and / or proposals are herein amended, expanded, and / or modified, and become a part of the Contract Documents with the same effect as if incorporated in the original documents. Any contrary provisions contained, or referred to, in Drawings and / or Specifications, shall remain applicable unless overridden by this Addendum. Revised provisions herein shall include all labor, materials, methods, modifications, etc. required for the completion of the Work.

General Clarifications

1. The project bid date is being extended due to the holiday weekend. Sealed Bids will be received at the ADMINISTRATION OFFICE OF THE GOGEBIC MEDICAL CARE FACILITY, 402 NORTH ST. WAKEFIELD, MI 49968, UNTIL **11:00 A.M. CST, THURSDAY JUNE 1, 2023.**

2. Abatement contractor and costs shall be a sub-contract to the General Contractor. The Owner will be contracting with TriMedia Environmental & Engineering for third party oversite, exposure assessment and clearances when required. Coordination between General Contractor, Abatement Contractor, sub-contractors, TriMedia and Owner, will be required for proper scheduling due to the nature of the project with multiple phases required while the facility remains in operation.

    a. TriMedia contact: Tim Sorensen – TSorensen@trimediaee.com ph: 906.228.5125

3. The building currently has the Inpro 800 Handrail Series installed within all corridor spaces. The frames and brackets will remain as existing and the covers/corner brackets will be replaced with the Inpro 800 Handrail Series, color American Teak 0553.

4. For electrical service replacement, it is anticipated that the new pad mounted utility transformer will be installed first with temporary secondary conductors roughed in to feed existing Main Distribution Panel (MDP). The existing Utility transformers can then be removed from the electrical vault room to allow for the installation of the new MDP and removal of existing MDP. New panels for HVAC, PTAC and FC units can be installed and roughed-in as well as temporarily powered from existing MDP if needed depending on schedule. The existing generator will be replaced near the end of the project. Contractors may qualify their bids with a write up describing the anticipated schedule of work scope involved with the MDP and generator replacement.

5. For interior doors, disregard the specification noting Red Oak Veneer for the door finish. All new and/or replaced doors shall be plastic laminate faced, as noted on the plans.

6. Flush aluminum door to the mechanical room shall be flush Special-Lite FRP door in aluminum frame (SL-17 or approved equal).

7. For electrical demo notes concerning surface raceway, change work scope to remove and replace existing raceway system to allow for new wainscotting wall system to be installed. Existing walls are not able to be fished like originally intended.

Contract Document Modifications

Item 1: Revise Curtain Track Systems from 3 residents to 2 in the following Resident Rooms: 100, 106, 112, 116, 216.

Revised Sheets: **A3.1, A3.2**

Item 2: Information for the building's signage type attached. Using Inpro Standard Sign Design. Color and Style TBD at later date.

Revised Sheets: **I1.0, A8.0, A8.1, A8.2**

Item 3: Revise Rooms from 3 residents to 2 in the following Resident Rooms: 100, 106, 112, 116, 216.

Revised Sheets: **E2.1 E2.2.**

Item 4: Add Accuity Lighting brands to acceptable manufacturer for Lighting Fixture Schedule. Fixtures shall meet or exceed performance of fixtures listed in Lighting Fixture Schedule.

Revised Sheets: **n/a**

Item 5: Specifications section 263213
Part 2.2 C. Generator fuel type shall be natural gas 7-11" WC operating pressure instead of vapor propane as listed.
Part 2.3 B. Provide generator rated at 275kw instead of 150kW as listed.

Item 6: Specifications section 263653
Existing ATS-1 and ATS-2 (both Cummins brand) can remain and be reused if compatible with new genset

Item 7: Complete Interior Finish List provided for building.

Attachment: **GMCF Complete Interior Finish List**

Attachments: I1.0, A3.1, A3.2, A8.0, A8.1, A8.2, E2.1 E2.2, GMCF Complete Interior Finish List

END OF ADDENDUM

GROUND FLOOR FINISH LIST

1021 West Baraga Avenue,
Marquette, Michigan 49855
Phone (906) 228-4480 Fax (906) 228-7524

8571 W. Grand River Ave., Suite 600
Brighton, Michigan 48816
Phone: (810) 229-2701 Fax: (810) 229-6767

Location:	Gogebic Medical care Facility	Project Number:	22-007
Project:		Date:	5/25/2023

Main Entry (01)

- Ceiling Paint: PNT-1: Flat White
- Wall Paint: PNT-2: Sherwin Williams Drift of Mist SW9166

Corridor (03)

- Flooring
  - Main: RFC-1: Noraplan Lona 6910 - Pollock
  - Accent (Middle Area) - RFC-2: Noraplan Lona 6906 Raphael
- Wall Paint: PNT-2: Sherwin Williams Drift of Mist SW9166
- Wall Base: RB-1: Johnsonite 4" RB Welsh Castle CB TA8

Dining/Kitchen (02/02A)

- Flooring: RFC-3: Noraplan Valua 6722 Pine Cone
- Kitchen and Kitchen Wall/Soffit Paint: PNT-2: Sherwin Williams Uncertain Gray SW 6234
- Dining Room: PNT-2: Sherwin Williams Passive SW 7064
- Wall Base: RB-1: Johnsonite 20 Charcoal WG
- Wallcovering to 36" A.F.F.: VWC-2: INPRO Ricochet Stratosphere R1004
  - Top cap Trim: Inpro Top Cap Trim 0107 Pewter Gray
- Casework Laminate: PL-1: Formica Planked Urban Oak 9312-NG
- Countertop Surface: SS-1: HI-MACS Storm Crossing G602
  - Includes solid surface countertop replacement within Dining -> Breezeway

Lobby (04), Closet (04B)

- Flooring: CPT-1: J+J Flooring (24”x24”) Metamorphic 2959 Limestone
- Wall Paint: PNT-2: Sherwin Williams Drift of Mist SW9166
- Wall Base: RB-1: Johnsonite 4" RB Welsh Castle CB TA8

Breezeway (03A)

- Flooring: RFC-3: Noraplan Valua 6722 Pine Cone
- Wall Paint: PNT-2: Sherwin Williams Passive SW 7064
- Wall Base: RB-1: Johnsonite 20 Charcoal WG
- Wallcovering to 36" A.F.F.: VWC-2: INPRO Ricochet Stratosphere R1004
  - Top cap Trim: Inpro Top Cap Trim 0107 Pewter Gray

Corridor (05, 07, 09, 14), Vestibule (03B) and Lobby (12)

- Flooring
  - Main: RFC-1: Noraplan Lona 6910 - Pollock
  - Accent (Middle Area) - RFC-2: Noraplan Lona 6906 Raphael
- Wall Paint: PNT-2: Sherwin Williams Drift of Mist SW9166
- Wall Base: RB-1: Johnsonite 4" RB Welsh Castle CB TA8
- Handrail Covers: Inpro American Teak 0553
- Wallcovering to 36" A.F.F.: VWC-1: Inpro Ricochet Wayfare Urban Drive R1000
  - Top cap Trim: Inpro Top Cap Trim 0280 Shiprock

Tlt (05A, 05B, 05C, 09A, 09B, 12A, 21A), Lockers (12A – only room w/ toilet)

- Flooring: PFT-1: 2"x2" Square Porcelain Mosaic Tiles - Daltile Keystone Biscuit (Abrasive) D317 (1)
    - Grout: Custom Building Products Grout Solutions - Delorean Gray #165
- Base: PTB-1: 2x2 Bullnose Base - Daltile Keystone Biscuit (Abrasive) D317 (1)
- Wall Paint: PNT-2: Sherwin Williams Drift of Mist SW9166
- Casework Laminate: PL-1: Formica Planked Urban Oak 9312-NG

Administration Office (04A), Library (06A), Staff Development (08), Mech. 08A (Storage), Health Info Svc S. (17A), Social Services (18), Storage (20, 20A, 20B, 20C)

- Flooring: RFC-3: Noraplan Valua 6722 Pine Cone
- Wall Paint: PNT-2: Sherwin Williams Drift of Mist SW9166
- Wall Base: RB-1: Johnsonite 4" RB Welsh Castle CB TA8

Reception (06)

- Flooring: RFC-3: Noraplan Valua 6722 Pine Cone
- Wall Paint: PNT-2: Sherwin Williams Drift of Mist SW9166
- Wall Base: RB-1: Johnsonite 4" RB Welsh Castle CB TA8
- Casework Laminate: PL-1: Formica 9312-NG Planked Urban Oak
- Countertop Surface: PL-2: Formica Laminate Noir Envision 7500-58

Conference Center (10)

- Flooring: RFC-3: Noraplan Valua 6722 Pine Cone
- Wall Paint: PNT-2: Sherwin Williams Drift of Mist SW9166
- Wall Base: RB-1: Johnsonite 4" RB Welsh Castle CB TA8
- Casework Laminate: PL-1: Formica 9312-NG Planked Urban Oak
- Countertop Surface: SS-1: HI-MACS Storm Crossing G602

Physical Therapy (21) and Storage (21B)

- Flooring: RFC-3: Noraplan Valua 6722 Pine Cone
- Wall Paint: PNT-2: Sherwin Williams Drift of Mist SW9166
- Wall Base: RB-1: Johnsonite 20 Charcoal WG
- Wallcovering (only Gym 21) to 36" A.F.F.: VWC-2: INPRO Ricochet Stratosphere R1004
    - Top cap Trim: Inpro Top Cap Trim 0107 Pewter Gray

Lockers (12A – section w/o toilet), Jan. Cl. (09C)

- Flooring: RFC-1: Noraplan Lona 6910 - Pollock
- Wall Paint: PNT-2: Sherwin Williams Drift of Mist SW9166
- Wall Base: RB-1: Johnsonite 4" RB Welsh Castle CB TA8

ARCHITECTURE ENGINEERING CONSULTING
integrated designs inc.

FIRST FLOOR FINISH LIST

1021 West Baraga Avenue,
Marquette, Michigan 49855
Phone (906) 228-4480 Fax (906) 228-7524

8571 W. Grand River Ave., Suite 600
Brighton, Michigan 48816
Phone: (810) 229-2701 Fax: (810) 229-6767

Location:	Gogebic Medical care Facility	Project Number:	22-007
Project:		Date:	5/25/2023

Resident Room (100, 101, 102, 103, 104, 105, 106, 107, 108, 109, 110, 111, 112, 113, 114, 115, 116, 117, 118, 119, 120, 121, 122, 123, 125)

- Cubicle Curtains: Inpro Flare Composed
- Cubicle Curtain Tracks: Inpro Formatrac track system - White
- Flooring: RFC-4: Noraplan Valua 6715 Pecan
- Base: RB-1: Johnsonite RB - 195 Ash WG
- Main Wall Paint: PNT-2: Sherwin Williams Drift of Mist SW9166
- Wall Covering to approx. 36" A.F.F: VWC-3: Ricochet Dash Solstice R1413
    - Top Cap Trim: Inpro Ricochet Top Cap Trim 0116 Wood Drift

Tlt (101A, 102A, 104A, 105A, 107A, 108A, 108B, 110B, 114A, 115A, 118A, 119A, 120A, 121A, 122A, 123A, 124A, 125A)

- Flooring: PFT-1: 2"x2" Square Porcelain Mosaic Tiles - Daltile Keystone Biscuit (Abrasive) D317 (1)
    - Grout: Custom Building Products Grout Solutions - Delorean Gray #165
- Base: PTB-1: 2x2 Bullnose Base - Daltile Keystone Biscuit (Abrasive) D317 (1)
- Wall Paint: PNT-2: Sherwin Williams Drift of Mist SW9166
- Casework Laminate: PL-1: Formica Planked Urban Oak 9312-NG

Tlt (117A)

- Flooring: PFT-1: 2"x2" Square Porcelain Mosaic Tiles - Daltile Keystone Biscuit (Abrasive) D317 (1)
    - Grout: Custom Building Products Grout Solutions - Delorean Gray #165
- Base: PTB-1: 2x2 Bullnose Base - Daltile Keystone Biscuit (Abrasive) D317 (1)
- Wall Paint: PNT-2: Sherwin Williams Drift of Mist SW9166
- Shower Walls: SS-2: Inpro BioPrism Solid Surface Walls - Taupe P9005
    - 7' in height around shower perimeter
- Casework Laminate: PL-1: Formica Planked Urban Oak 9312-NG
- Solid Surface Countertops: SS-1: HI-MACS Storm Crossing G602

The Floral Room (131), The Nautical Room (127)

- Flooring: RFC-3: 6722 Pine Cone
- Wall Paint: PNT-2: Sherwin Williams Drift of Mist SW9166
- Wall Base: RB-1: Johnsonite 20 Charcoal WG
- Casework Laminate: PL-1: Formica Planked Urban Oak 9312-NG
- Countertop Surface: PL-2: Countertop Surface: Formica Laminate Noir Envision 7500-58
- Wallcovering to 36" A.F.F.: VWC-2: INPRO Ricochet Stratosphere R1004
    - Top cap Trim: Inpro Top Cap Trim 0107 Pewter Gray

MDS Office (132) and Office 132B

- Flooring: RFC-3: Noraplan Valua 6722 Pine Cone
- Wall Paint: PNT-2: Sherwin Williams Drift of Mist SW9166
- Wall Base: RB-1: Johnsonite 4" RB Welsh Castle CB TA8

MDS Office Tlt. (132A)

- Flooring: PFT-1: 2"x2" Porcelain Mosaic Tiles - Daltile Keystone Biscuit (Abrasive) D317 (1)
    - Grout: Custom Building Products Grout Solutions - Delorean Gray #165
- Base: PTB-1: 2x2 Bullnose Base - Daltile Keystone Biscuit (Abrasive) D317 (1)
- Wall Paint: PNT-2: Sherwin Williams Drift of Mist SW9166

Corridor (126, 130, 118) and Lobby (134)

- Flooring:
    - Main: RFC-1: Noraplan Lona 6910 - Pollock
    - Accent (Middle Area) - RFC-2: Noraplan Lona 6906 Raphael
- Wall Paint: PNT-2: Sherwin Williams Drift of Mist SW9166
- Wall Base: RB-1: Johnsonite 4" RB Welsh Castle CB TA8
- Handrail Covers: Inpro American Teak 0553
- Wallcovering to 36" A.F.F.: VWC-1: Inpro Ricochet Wayfare Urban Drive R1000
    - Top cap Trim: Inpro Top Cap Trim 0280 Shiprock

Linen Closet (118A), Supply Room 126A , Jan. Closet (117A)

- Flooring: RFC-1: Noraplan Lona 6910 - Pollock
- Wall Paint: PNT-2: Sherwin Williams Drift of Mist SW9166
- Wall Base: RB-1: Johnsonite 4" RB Welsh Castle CB TA8

Beauty Shop (129), Doctor (130)

- Flooring: RFC-3: Noraplan Valua 6722 Pine Cone
- Wall Paint: PNT-2: Sherwin Williams Drift of Mist SW9166
- Wall Base: RB-1: Johnsonite 4" RB Welsh Castle CB TA8
- Casework Laminate: PL-1: Formica Planked Urban Oak 9312-NG
- Countertop Surface: Countertop Surface: PL-2: Formica Laminate Noir Envision 7500-58

Med Room (133A)

- Flooring: RFC-3: Noraplan Valua 6722 Pine Cone
- Wall Paint: PNT-2: Sherwin Williams Drift of Mist SW9166
- Wall Base: RB-1: Johnsonite 4" RB Welsh Castle CB TA8
- Casework Laminate: PL-1: Formica Planked Urban Oak 9312-NG
- Countertop Surface: PL-3: Formica 840 Black Lab 58 Chemical Resistant Top

Nurse Station (133)

- Flooring: RFC-3: Noraplan Valua 6722 Pine Cone
- Wall Paint: PNT-2: Sherwin Williams Drift of Mist SW9166
- Wall Base: RB-1: Johnsonite 4" RB Welsh Castle CB TA8
- Casework Laminate: PL-1: Formica Planked Urban Oak 9312-NG
- Countertop Solid Surface: SS-1: HI-MACS Storm Crossing G602

Bath. (131)

- Flooring: PFT-1: 2"x2" Square Porcelain Mosaic Tiles - Daltile Keystone Biscuit (Abrasive) D317 (1)
    - Grout: Custom Building Products Grout Solutions - Delorean Gray #165
- Base: PTB-1: 2x2 Bullnose Base - Daltile Keystone Biscuit (Abrasive) D317 (1)
- Wall Paint: PNT-2: Sherwin Williams Drift of Mist SW9166
- Shower Walls and Wallcovering: SS-2: Inpro BioPrism Solid Surface Walls - Taupe P9005
    - 7' in height around shower perimeter, 5'-0" in height around surrounding walls
- Casework Laminate: PL-1: Formica Planked Urban Oak 9312-NG
- Solid Surface Countertops: SS-1: HI-MACS Storm Crossing G602

Passage (111A)

- Flooring: RFC-4: Noraplan Valua 6715 Pecan
- Wall Paint: PNT-2: Sherwin Williams Drift of Mist SW9166
- Wall Base: RB-1: Johnsonite 4" RB Welsh Castle CB TA8
- Casework Laminate: PL-1: Formica Planked Urban Oak 9312-NG
- Countertop Surface: SS-1: HI-MACS Storm Crossing G602

Soiled Linen (119)

- Flooring: RFC-1: Noraplan Lona 6910 - Pollock
- Wall Paint: PNT-2: Sherwin Williams Drift of Mist SW9166
- Wall Base: RB-1: Johnsonite 4" RB Welsh Castle CB TA8

Shower Room (108B)

- Flooring: PFT-1: 2"x2" Porcelain Mosaic Tiles - Daltile Keystone Biscuit (Abrasive) D317 (1)
    - Grout: Custom Building Products Grout Solutions - Delorean Gray #165
- Base: PTB-1: 2x2 Bullnose Base - Daltile Keystone Biscuit (Abrasive) D317 (1)
- Wall Paint: PNT-2: Sherwin Williams Drift of Mist SW9166
- Shower Walls: SS-2: Inpro BioPrism Solid Surface Walls - Taupe P9005
- Casework Laminate: PL-1: Formica Planked Urban Oak 9312-NG
- Solid Surface Countertops: SS-1: HI-MACS Storm Crossing G602

ARCHITECTURE
ENGINEERING
CONSULTING
integrated designs inc.

SECOND FLOOR FINISH LIST

1021 West Baraga Avenue,
Marquette, Michigan 49855
Phone (906) 228-4480 Fax (906) 228-7524

8571 W. Grand River Ave., Suite 600
Brighton, Michigan 48816
Phone: (810) 229-2701 Fax: (810) 229-6767

Location:	Gogebic Medical care Facility	Project Number:	22-007
Project:		Date:	5/25/2023

Resident Room (200, 201, 202, 203, 204, 205, 206, 207, 208, 209,210, 211, 212, 213, 214, 215, 216, 217, 218, 219, 220, 221, 222, 223, 224, 225)

- Cubicle Curtains: Inpro Flare Composed
- Cubicle Curtain Tracks: Inpro Formatrac track system - White
- Flooring: RFC-4: Noraplan Valua 6715 Pecan
- Base: Johnsonite RB-1: Johnsonite 4” 195 Ash WG
- Main Wall Paint: PNT-2: Sherwin Williams Drift of Mist SW9166
- Wall Covering to approx. 36" A.F.F: VWC-3: Ricochet Dash Solstice R1413
    - Top Cap Trim: Inpro Ricochet Top Cap Trim Inpro Ricochet Top Cap Trim 0116 Wood Drift

Tlt (201A, 202A, 204A, 205A, 207A, 208A, 208B, 210B, 214A, 215A, 217A,218A, 219A, 220A, 221A, 222A, 223A, 224A, 225A, 233A)

- Flooring: PFT-1: 2"x2" Square Porcelain Mosaic Tiles - Daltile Keystone Biscuit (Abrasive) D317 (1)
    - Grout: Custom Building Products Grout Solutions - Delorean Gray #165
- Base: PTB-1: 2x2 Bullnose Base - Daltile Keystone Biscuit (Abrasive) D317 (1)
- Wall Paint: PNT-2: Sherwin Williams Drift of Mist SW9166
- Casework Laminate: PL-1: Formica Planked Urban Oak 9312-NG

Scheduling clerk (217), Office (217B), D.O.N. Office (222), Office (222A), Supply Room (228),

- Flooring: RFC-3: Noraplan Valua 6722 Pine Cone
- Wall Paint: PNT-2: Sherwin Williams Drift of Mist SW9166
- Wall Base: RB-1: Johnsonite 4" RB Welsh Castle CB TA8
- Casework Laminate: PL-1: Formica Planked Urban Oak 9312-NG
- Countertop Surface: SS-1: HI-MACS Storm Crossing G602

Med Room (227A)

- Flooring: RFC-3: Noraplan Valua 6722 Pine Cone
- Wall Paint: PNT-2: Sherwin Williams Drift of Mist SW9166
- Wall Base: RB-1: Johnsonite 4" RB Welsh Castle CB TA8
- Casework Laminate: PL-1: Formica Planked Urban Oak 9312-NG
- Countertop Surface: PL-3: Formica 840 Black Lab 58 Chemical Resistant Top

Nurse Station (227)

- Flooring: RFC-3: Noraplan Valua 6722 Pine Cone
- Wall Paint: PNT-2: Sherwin Williams Drift of Mist SW9166
- Wall Base: RB-1: Johnsonite 4" RB Welsh Castle CB TA8
- Casework Laminate: PL-1: Formica Planked Urban Oak 9312-NG
- Countertop Surface: SS-1: HI-MACS Storm Crossing G602

East Day Room (132E), South Day Room (225)

- Flooring: RFC-3: 6722 Pine Cone
- Wall Paint: PNT-2: Sherwin Williams Drift of Mist SW9166
- Wall Base: RB-1: Johnsonite 20 Charcoal WG
- Casework Laminate: PL-1: Formica Planked Urban Oak 9312-NG
- Countertop Surface: PL-2: Countertop Surface: Formica Laminate Noir Envision 7500-58
- Wallcovering to 36" A.F.F.: VWC-2: INPRO Ricochet Stratosphere R1004
    - Top cap Trim: Inpro Top Cap Trim 0107 Pewter Gray

Linen (218B), Electrical (226C), Jan. Clos (226A)

- Flooring: RFC-1: Noraplan Lona 6910 - Pollock
- Wall Paint: PNT-2: Sherwin Williams Drift of Mist SW9166
- Wall Base: RB-1: Johnsonite 4" RB Welsh Castle CB TA8

Soiled Linen (233B)

- Flooring: RFC-1: Noraplan Lona 6910 - Pollock
- Wall Paint: PNT-2: Sherwin Williams Drift of Mist SW9166
- Wall Base: RB-1: Johnsonite 4" RB Welsh Castle CB TA8

Passage (233)

- Flooring: RFC-4: Noraplan Valua 6715 Pecan
- Wall Paint: PNT-2: Sherwin Williams Drift of Mist SW9166
- Wall Base: RB-1: Johnsonite 4" RB Welsh Castle CB TA8
- Casework Laminate: PL-1: Formica Planked Urban Oak 9312-NG
- Countertop Surface: SS-1: HI-MACS Storm Crossing G602

Bath (220), Shower Room (218B)

- Flooring: PFT-1: 2"x2" Square Porcelain Mosaic Tiles - Daltile Keystone Biscuit (Abrasive) D317 (1)
    - Grout: Custom Building Products Grout Solutions - Delorean Gray #165
- Base: PTB-1: 2x2 Bullnose Base - Daltile Keystone Biscuit (Abrasive) D317 (1)
- Wall Paint: PNT-2: Sherwin Williams Drift of Mist SW9166
- Shower Walls and Wallcovering: Inpro BioPrism Solid Surface Walls - Taupe P9005
    - 7' in height around shower perimeter, 5'-0" in height around surrounding walls
- Casework Laminate: PL-1: Formica Planked Urban Oak 9312-NG
- Solid Surface Countertops: SS-1: HI-MACS Storm Crossing G602

Staff Toilet (218A)

- Flooring: PFT-1: 2"x2" Porcelain Mosaic Tiles - Daltile Keystone Biscuit (Abrasive) D317 (1)
    - Grout: Custom Building Products Grout Solutions - Delorean Gray #165
- Base: PTB-1: 2x2 Bullnose Base - Daltile Keystone Biscuit (Abrasive) D317 (1)
- Wall Paint: PNT-2: Sherwin Williams Drift of Mist SW9166
- Wall Covering with base top and corner guards to approx. 5'0 A.F.F.: INPRO SANI - Taupe P9005

Corridor (218, 231, 226) Lobby (234)

- Flooring:
    - Main: RFC-1: Noraplan Lona 6910 - Pollock
    - Accent (Middle Area) - RFC-2: Noraplan Lona 6906 Raphael
- Wall Paint: PNT-2: Sherwin Williams Drift of Mist SW9166
- Wall Base: RB-1: Johnsonite 4" RB Welsh Castle CB TA8
- Handrail Covers: Inpro American Teak 0553
- Wallcovering to 36" A.F.F.: VWC-1: Inpro Ricochet Wayfare Urban Drive R1000
    - Top cap Trim: Inpro Top Cap Trim 0280 Shiprock

Misc.

Stairs

- Handrails: Inpro American Teak 0553
- Wall Paint: PNT-2: Sherwin Williams Drift of Mist SW9166
- Ceiling Paint: Flat White
- Hallway-Staircase Flooring: Noraplan Lona 6910 - Pollock

Windows

- Window Blind Cover (Match Sill to Recently Replaced windows within building)
    a. Window Interior Sill: Wilsonart LLC, Jovian 9211CM
    b. Durasein, Boardwalk DM5003
- Window Interior Sani Surfarce: Inpro Sani Surface Color Pure White 0383
- Window Interior Palladium 3D Boards: Designer White 0101

ABBREVIATIONS

CIVIL

ABUT.	ABUTMENTS
AGG.BSE.CSE.	AGGREGATE BASE COURSE
ASPH.	ASPHALT
B TO B	BACK TO BACK OF CURB
B/C	BACK OF CURB
BIT.	BITUMINOUS
B.M.	BENCH MARK
BR.	BRIDGE
B.S.	BACKSLOPE
C	CENTERLINE
C.	CUT (PROFILE ONLY)
C.B.	CATCH BASIN
C–C	CENTER TO CENTER
CEN.	CENTER
C & G	CURB AND GUTTER
CIP	COMPACTED IN PLACE
C.I.P.	CAST IRON PIPE
C.M.P.	CORRUGATED METAL PIPE
C.O.	SANITARY SEWER CLEANOUT
CO.	COUNTY
COMB.	COMBINED
COMP.	COMPACTED
CONC.	CONCRETE
CONST.	CONSTRUCT
COR.	CORNER
CORR.	CORRUGATED
CR.	CREEK
C.S.P.	CORRUGATED STEEL PIPE
CULV.	CULVERT
CYD	CUBIC YARDS
D.	DEGREE OF CURVE
DEFL.	DEFLECTION
DEP.	DEPENDENT DITCH
DET.	DETAIL
D.I.P.	DUCTILE IRON PIPE
DR.	DRIVE
DWY.	DRIVEWAY
E.	EXTERNAL TO CURVE
E.G.	EARTHGRADE
EL.	ELEVATION
ELEC.	ELECTRIC
EMB.	EMBANKMENT
ENG.	ENGINEER
ENC.	ENCASED
EXIST.	EXISTING
EXC.	EXCAVATION
EXP.	EXPANSION
F.	FILL (PROFILE ONLY)
F.A.	FEDERAL AID
F.B.	FLAT BOTTOM
F/C	FACE CURB
F–F	FACE TO FACE OF CURB
FL.	FLOOR
F.L.	FLOW LINE
F.S.	FORE SLOPE
FT.	FOOT/FEET
FTG.	FOOTING
G.D.E.	GRADE
G.I.	GRADE INSPECTION
G.S.	GRADE SEPARATION
G.R.	GUARD RAIL
HDW.	HEADWALL
H.W.	HIGH WATER
HWY.	HIGHWAY
HYD.	HYDRANT
I.E.	INVERT ELEVATION
I.G.L.D.	INTERNATIONAL GREAT LAKES DATUM
I.L.	INLET
IN	INCH
IND.	INDEPENDENT DITCH
INSP.	INSPECTION (INSPECTOR)
INTER.	INTERSECTION
L.	LENGTH OF CURVE
LB.	POUND
LEV.CSE.	LEVEL COURSE
LFT	LINEAL FEET
L.M.	LOOSE MEASURE
L.W.	LOW WATER
MAINT.	MAINTENANCE
M.H.	MANHOLE
MON.	MONUMENT
N.G.V.D.	NATIONAL GEODETIC VERTICAL DATUM
N.W.	NORMAL WATER
O.H.	OVERHEAD
PAV'T.	PAVEMENT
P.C.	POINT OF CURVATURE
P.C.C.	POINT OF COMPOUND CURVATURE
P.I.	POINT OF INTERSECTION
P.L.	PROPERTY LINE
P.P.	POWER POLE
P.O.T.	POINT OF TANGENT
P.R.C.	POINT REVERSE CURVATURE
PROJ.	PROJECT
PROP.	PROPERTY
PROP.	PROPOSED
P.T.	POINT OF TANGENCY
P.V.C.	POINT VERTICAL CURVATURE
P.V.I.	POINT VERTICAL INTERSECTION
P.V.T.	POINT VERTICAL TANGENCY
R.B.	ROUND BOTTOM
R.C.P.	REINFORCED CONCRETE PIPE
RDY.	ROADWAY
R.E.C.P.	REINFORCE ELLIPTICAL CONCRETE PIPE
REINF.	REINFORCING OR REINFORCEMENT
ROW	RIGHT OF WAY
R.R.	RAILROAD
SALV.	SALVAGED
SAN.	SANITARY
SEC.	SECTION (LAND SURVEY)
SEW.	SEWER
S.G.	SUBGRADE
SHR.	SHRINKAGE
SHLD.	SHOULDER
SIG.	SIGNAL
SPEC.	SPECIAL
SPEC.	SPECIFICATIONS
SPEC.PROV.	SPECIAL PROVISIONS
SAN.	SANITARY SEWER
STD.SPEC.	STANDARD SPECIFICATIONS
ST.	STORM SEWER
SUB.	SUBBASE
SUPER ELEV.	SUPERELEVATION
SURF.	SURFACE
S.W.	SIDEWALK
T.	TANGENT
T/C	TOP CURB
T.CSE	TOP COURSE
T.L.	TRUNK LINE
TRANS.	TRANSMISSION
TWP.	TOWNSHIP
U.C.	UNDERCLEARANCE
U.G.	UNDERGROUND
UNIF.	UNIFORM
V.C.	VERTICAL CURVE
V.F.	VERTICAL FEET
VIT.	VITRIFIED
W.M.	WATER MAIN
W.S.	WATER SERVICE

ARCHITECTURAL

A.B.	ANCHOR BOLT
A/C	AIR CONDITIONING
ADD	ADDENDUM
ADH	ADHESIVE
ADJT	ADJUSTABLE
AFF	ABOVE FINISHED FLOOR
AGG	AGGREGATE
AL	ALUMINUM
ALT	ALTERNATE
ANOD	ANODIZED
ARCH	ARCHITECTURAL
ASB	ASBESTOS
ASPH.	ASPHALT
AUTO	AUTOMATIC
AVE.	AVENUE
AV.	AVERAGE
BD	BOARD
BF	BOARD FEET
BIT	BITUMINOUS
BLDG.	BUILDING
BLK(G)	BLOCKING
BM	BEAM
BOT	BOTTOM
BRG	BEARING
BRK	BRICK
BRZ	BRONZE
BS	BOTH SIDES
BSMT	BASEMENT
BTWN	BETWEEN
BUR	BUILT UP ROOFING
BVL	BEVELED
BW	BOTH WAYS
CAB	CABINET
C.B.	CATCH BASIN
CEM	CEMENT
CER	CERAMIC
CFM	CUBIC FEET PER MINUTE
CFS	CUBIC FEET PER SECOND
CFT	CUBIC FEET
CHAM	CHAMFER
C.I.	CAST IRON
CIR	CIRCLE
CIRC	CIRCUMFERENCE
CJ	CONTROL JOINT
CLG	CEILING
CLR	CLEAR
CK(G)	CAULKING
CMU	CONCRETE MASONRY UNIT
CNTR	COUNTER
C.O.	CLEANOUT
COL	COLUMN
COMB	COMBINATION
CONC.	CONCRETE
CONN.	CONNECTION
CONST.	CONSTRUCTION
CONT.	CONTINUOUS
CONTR	CONTRACTOR
CORG	CORRUGATED
CORR	CORRIDOR
CRS	COURSE(S)
CPT	CARPET(ED)
CSMT	CASEMENT
CT	CERAMIC TILE
CTR	CENTER
CTSK	COUNTERSUNK SCREW
CYD	CUBIC YARD
DBL	DOUBLE
DEM	DEMOLISH
DEPT.	DEPARTMENT
DET.	DETAIL
D.F.	DRINKING FOUNTAIN
D.H.	DOUBLE HUNG
DIA	DIAMETER
DIAG	DIAGONAL
DIM	DIMENSION
DISP	DISPENSER
DIV.	DIVISION
DL	DEAD LOAD
D.O.	DOOR OPENING
DO	DITTO
DP	DAMPPROOFING
DR	DRIVE
DRWG	DRAWING
DT	DRAIN TILE
DW	DUMBWAITER
DWR	DRAWER
E	EAST
EA	EACH
E.C.	ELECTRICAL CONTRACTOR
E.F.	EACH FACE
E.J.	EXPANSION JOINT
ELEC	ELECTRICAL
ELEV	ELEVATOR
EMER	EMERGENCY
ENCL	ENCLOSURE
ENGR	ENGINEER
E.O.	ELECTRICAL OUTLET
EQ	EQUAL
EQUIP	EQUIPMENT
ESC	ESCALATOR
EST	ESTIMATE
E.W.	EACH WAY
EWC	ELECTRIC WATER COOLER
EXC	EXCAVATE
EXH	EXHAUST
EXIST	EXISTING
EXP	EXPANSION
EXPO	EXPOSED
EXS	EXISTING STRONG
EXT	EXTERIOR
F.A.	FIRE ALARM
F.B.	FACE BRICK
FBO	FINISHING BY OTHERS
F.D.	FLOOR DRAIN
F.E.	FIRE EXTINGUISHER
F.E.C.	FIRE EXTINGUISHER CABINET
F.F.L.	FINISHED FLOOR LINE
F.H.C.	FIRE HOSE CABINET
FOC	FACE OF CABINET
F.O.F.	FACE OF FINISH
FOM	FACE OF MASONRY
F.O.S.	FACE OF STUDS
FDN	FOUNDATION
FIN	FINISH
FLR	FLOOR
FLASH	FLASHING
FLUOR	FLUORESCENT
FP	FIREPROOF
FR	FRAME(D)(ING)
FS	FULL SIZE
FT	FOOT or FEET
FTG	FOOTING
FURR	FURR(ING)(ED)
FUT.	FUTURE
G	GUTTER
G.B.	GRAB BAR
G.C.	GENERAL CONTRACTOR
G.L.	GIRT LINE
GA	GAUGE
GAL	GALLON
GALV	GALVANIZED
GL	GLASS
GLB	GLASS BLOCK
GND	GROUND
GR	GRADE
GST	GLAZED STRUCTURAL TILE
GVL	GRAVEL
GYP	GYPSUM
HB	HOSEBIB
HBD	HARDBOARD
H.C.	HOLLOW CORE
H.M.	HOLLOW METAL
HDR	HEADER
HDW	HARDWARE
HK	HOOK
HORIZ	HORIZONTAL
H.R.	HANDRAIL
HR	HOUR
HT	HEIGHT
HTG	HEATING
HVAC	HEATING,VENTILATION,A/C
HWD	HARDWOOD
HWH	HOT WATER HEATER
I.D.	INSIDE DIAMETER
IN	INCHES
INCL	INCLUDE
INSUL	INSULATION
INT	INTERIOR
INTM	INTERMEDIATE
INV	INVERT
JAN	JANITOR
JC	JANITOR'S CLOSET
JST	JOIST
JT	JOINT
KIT	KITCHEN
KO	KNOCKOUT
KPL	KICKPLATE
LAB	LABORATORY
LAD	LADDER
LAM	LAMINATE
LAV	LAVATORY
LB	LOG BOLT
lb	POUND
LBL	LABEL
LH	LEFT HAND
LIN	LINEAR
LKR	LOCKER
L.L.	LIVE LOAD
L.O.A.	LENGTH OVERALL
LP	LIGHT PROOF
LPT	LOW POINT
L.S.	LICENSED SURVEYOR
LT	LIGHT
LTG	LIGHTING
LTL	LINTEL
LVR	LOUVER
LW	LIGHTWEIGHT
LWC	LIGHTWEIGHT CONCRETE
MAS	MASONRY
MAT	MATERIAL
MAX	MAXIMUM
MBR	MEMBER
M.C.	MECHANICAL CONTRACTOR
MECH	MECHANICAL
MED	MEDIUM
MED	MEDICINE
MEM	MEMBRANE
MET	METAL
MEZZ	MEZZANINE
MFG	MANUFACTURING
MFR	MANUFACTURER
M.H.	MANHOLE
MIN	MINIMUM
MIR	MIRROR
MISC	MISCELLANEOUS
M.O.	MASONRY OPENING
MOD	MODULAR
MOV	MOVABLE
MSRY	MASONRY
MTD	MOUNTED
MUL	MULLION
N	NORTH
NAT	NATURAL
N.I.C.	NOT IN CONTRACT
NO	NUMBER
NOM	NOMINAL
NR	NOISE REDUCTION
NRC	NOISE REDUCTION COEFFICIENT
N.T.S.	NOT TO SCALE
O.A.	OVERALL
OBS	OBSCURE
O.C.	ON CENTER
O.D.	OUTSIDE DIAMETER
OFF	OFFICE
OH	OVERHEAD
OP	OPAQUE
OPG	OPENING
OPH	OPPOSITE HAND
OPP.	OPPOSITE
OPS	OPPOSITE SURFACE
PAR	PARALLEL
PART	PARTITION
PART BD.	PARTICLE BOARD
PB	PANIC BAR
PCC	PRECAST CONCRETE
pcf	POUNDS PER CUBIC FOOT
PCS	PIECES
PED	PEDESTAL
PERF	PERFORATE(D)
PERI	PERIMETER
PERM	PERMINATE
PERP	PERPENDICULAR
PFB	PREFABRICATE(D)
PFN	PREFINISHED
PG	PLATE GLASS
PK(G)	PARKING
P.L.	PROPERTY LINE
PL	PLATE
P.LAM.	PLASTIC LAMINATE
PLAS	PLASTER
PLF	POUNDS PER LINEAL FEET
PLYWD	PLYWOOD
PNL	PANEL
ONT	PAINT(ED)
PR	PAIR
PRF	PREFORMED
psf	POUNDS PER SQUARE FOOT
psi	POUNDS PER SQUARE INCH
PT	POINT
P.T.D.	PAPER TOWEL DISPENSER
P.T.R.	PAPER TOWEL RECEPTACLE
PVMT	PAVEMENT
PWR	POWER
Q.T.	QUARRY TILE
R	RISER
RAD	RADIUS
R.B.	RUBBER BASE
R.D.	ROOF DRAIN
REF	REFERENCE
REFR	REFRIGERATOR
REINF	REINFORCED
REQ'D	REQUIRED
RES	RESILIENT
RET	RETURN
REV	REVISION
RFH	ROOF HATCH
RFG	ROOFING
RH	RIGHT HAND
RM	ROOM
R.O.	ROUGH OPENING
R.O.W.	RIGHT OF WAY
R.R.	RAILROAD
RVS	REVERSE SIDE
S	SOUTH
S.C.	SOLID CORE
SCH	SCHEDULE
SCT	STRUCTURAL CLAY TILE
S.D.	STORM DRAIN
SECT.	SECTION
SH	SHELF
SHO	SHOR(ING)(ED)
SHT	SHEET
SHTH	SHEATHING
SHWR	SHOWER
SIM	SIMILAR
SNT	SEALANT
SP	SOUNDPROOF
SPEC	SPECIFICATION
SPKR	SPEAKER
SPRKLR	SPRINKLER
SQ	SQUARE
S.S.	STAINLESS STEEL
SSR	SERVICE SINK
STA	STATION
STD	STANDARD
STG	SEATING
STL	STEEL
STOR	STORAGE
STRUCT.	STRUCTURAL
SUSP	SUSPENDED
SYM	SYMMETRICAL
SYS	SYSTEM
T.B.	TOWEL BAR
T.CONC.	TOP OF CONCRETE
TEL	TELEPHONE
TER	TERRAZZO
T&G	TONGUE AND GROOVE
THK	THICK
THR	THRESHOLD
TOL	TOLERANCE
TPD	TOILET PAPER DISPENSER
TPTN	TOILET PARTITION
T.PVMT	TOP OF PAVEMENT
TR	TREAD
T.SLAB	TOP OF SLAB
T.V.	TELEVISION
T.WALL	TOP OF WALL
TYP	TYPICAL
U.B.C.	UNIFORM BUILDING CODE
U.L.	UNDERWRITERS LABORATORIES
UNF	UNFINISHED
U.N.O.	UNLESS NOTED OTHERWISE
UR	URINAL
V.A.T.	VINYL ASBESTOS TILE
V.B.	VINYL BASE
VERT.	VERTICAL
VEST.	VESTIBULE
VNR	VENEER
VT	VINYL TILE
W.	WEST
W/	WITH
W.C.	WATER CLOSET
WD.	WOOD
WD	WOOD BASE
WGT	WEIGHT
W.H.	WALL HUNG
WI	WROUGHT IRON
WIN	WINDOW
W.M.	WIRE MESH
W/O	WITHOUT
WP.	WATERPROOF
WPT	WORKING POINT
WSCT.	WAINSCOT
W.W.F.	WELDED WIRE FABRIC

STRUCTURAL

ARCH	ARCHITECTURAL
B/	BOTTOM OF
BIT	BITUMINOUS
BM	BEAM
BRDG	BRIDGING
BRG	BEARING
C.J.	CONTROL/CONSTRUCTION JOINT
CANT	CANTILEVER
℄	CENTERLINE
CLR	CLEAR
CMU	CONCRETE MASONRY UNIT(S)
COL	COLUMN
CONC	CONC
CONN	CONNECTION
CONT	CONTINUOUS
COORD	COORDINATE
db	BAR DIAMETER
ø	DIAMETER
DCA	DRILLED IN CONCRETE ANCHOR
DEMO	DEMOLISH/DEMOLITION
DIA	DIAMETER
DL	DEAD LOAD
DWL	DOWEL
E.F.	EACH FACE
E.W.	EACH WAY
EA	EACH
EL	ELEVATION
ELEC	ELECTRICAL
EMBED	EMBEDDED
EQ	EQUAL
EXIST	EXISTING
FIN	FINISH
FLR	FLOOR
FND	FOUNDATION
FS	FAR SIDE
FTG	FOOTING
GA	GAGE
GALV	GALVANIZED
HK	HOOK
HORIZ	HORIZONTAL
I.R.	INSIDE RADIUS
INSUL	INSULATION
ISOL	ISOLATION
JG	JOIST GIRDER
JNT	JOINT
K	KIP(S) (1 KIP = 1000 lbs)
LL	LIVE LOAD
LLBB	LONG LEGS BACK TO BACK
LLH	LONG LEG(S) HORIZONTAL
LLV	LONG LEG(S) VERTICAL
LOCS	LOCATIONS
MAS	MASONRY
MECH	MECHANICAL
MTL	METAL
NIC	NOT IN CONTRACT
NS	NEAR SIDE
O.C.	ON CENTER
O.H.	OPPOSITE HAND
O.R.	OUTSIDE RADIUS
OPNG	OPENING
PC	PIECE
P	PLATE
PREFAB	PREFABRICATED
PSI	POUNDS PER SQUARE INCH
R	RADIUS
REBAR	REINFORCING BAR
REINF	REINFORCE(D) (ING)
REQ'D	REQUIRED
SCHED	SCHEDULE
SIM	SIMILAR
SLBB	SHORT LEGS BACK TO BACK
SP	SPACE(D)
STD	STANDARD
STRUCT	STRUCTURAL
T&B	TOP AND BOTTOM
T/	TOP OF
T/S	TOP OF STEEL
TS	TUBE STEEL
TYP	TYPICAL
U.N.	UNLESS NOTED
USGS	UNITED STATES GEOLOGICAL SURVEY
VERT	VERTICAL
W.P.	WORK POINT
W/	WITH
WWF	WELDED WIRE FABRIC

MECHANICAL

AFF	ABOVE FINISH FLOOR
AP	ACCESS PANEL
AV	AIR VENT
B.A.C.	BUILDING AUTOMATED CONTROLS
BC	BALANCING COCK
BD	BALANCING DAMPER
BT	BATHTUB
C.	COMMON
CO	CLEANOUT
CV	CONTROL VALVE
DF	DRINKING FOUNTAIN
DG	DOOR GRILLE
E.C.	ELECTRICAL CONTRACTOR
EAT	ENTERING AIR TEMPERATURE
EWC	ELECTRIC WATER COOLER
EWT	ENTERING WATER TEMPERATURE
FA	FRESH AIR
FHC	FIRE HOSE CABINET
G.C.	GENERAL CONTRACTOR
IE	INVERT ELEVATION
L	LAVATORY
LAT	LEAVING AIR TEMPERATURE
LWT	LEAVING WATER TEMPERATURE
MA	MIXED AIR
MB	MOP BASIN
M.C.	MECHANICAL CONTRACTOR
N.C.	NORMALLY CLOSED
N.O.	NORMALLY OPEN
OTCS	OPEN TO CEILING SYSTEM
RA	RETURN AIR
RD	ROOF DRAIN
S	SINK
SA	SHOCK ABSORBER
SH	SHOWER
SS	SERVICE SINK
TCC	TEMP CONTROL CENTER
TP	TEMP & PRESSURE TEST POINT
U	URINAL
U.C. 1"	UNDERCUT DOOR 1"
VTR	VENT THROUGH ROOF
WC	WATER CLOSET
WF	WASH FOUNTAIN

ELECTRICAL

AC	ALTERNATING CURRENT
AFF	ABOVE FINISH FLOOR
AFFF	AQUEOUS FILM FORMING FOAM
AHU	AIR HANDLING UNIT
A/C	AMPS INTERRUPTING CAPACITY
AL	ALUMINUM
ALT	ALTERNATE
AMP, A	AMPERE
APPD	APPROVED
APPROX	APPROXIMATE
ARCH	ARCHITECTURAL or ARCHITECT
AUTO	AUTOMATIC
AWG	AMERICAN WIRE GAUGE
BD or BRD	BOARD
BTU	BRITISH THERMAL UNIT
BTUH	BTU PER HOUR
C or COND.	CONDUIT
CCT	CIRCUIT
CCT BKR	CIRCUIT BREAKER
CLG	CEILING
CNTL	CONTROL
COMB	COMBINATION
CONN	CONNECTION
CONSTR	CONSTRUCTION
CORR	CORRIDOR
CPL or ~	CYCLES PER SECOND
DC	DIRECT CURRENT
DEG	DEGREE
DET	DETAIL
DEV	DEVICES
DF	DRINKING FOUNTAIN
DIA or	DIAMETER
DISC	DISCONNECT
DIST	DISTRIBUTION
DIV	DIVISION
DWG	DRAWING
EF	EXHAUST FAN
ELEC	ELECTRIC or ELECTRICAL
EMER	EMERGENCY
ENCL	ENCLOSURE
EP	EXPLOSION PROOF
EQUIP	EQUIPMENT
EST	ESTIMATE
EWC	ELECTRIC WATER COOLER
EWH	ELECTRIC WATER HEATER
EXIST	EXISTING
EXP	EXPOSED
EXPL	EXPLOSION
EXT	EXTERIOR
FC	FOOT CANDLE
FDN	FOUNDATION
DIX	FIXTURE
FL or FLR	FLOOR
FLA	FULL LOAD AMPS
FLEX	FLEXIBLE
FLUOR	FLUORESCENT
FP	FIRE PROTECTION
GA	GAGE or GAUGE
GFI	GROUND FAULT INTERRUPTER
GND or GRND	GROUND
GOVT	GOVERNMENT
HP	HORSE POWER
HPS	HIGH PRESSURE SODIUM
HT	HEIGHT
IC	INTERCOM
ID	INSIDE DIAMETER
IES	ILLUMINATING ENGINEERING SOCIETY
INCAN	INCANDESCENT
JB	JUNCTION BOX
JCT	JUNCTION
K	KEY
KV	KILOVOLTS
KVA	KILOVOLT AMPERES
KVAR	KILOVOLT AMPERES REACTIVE
KW	KILOWATT
L	LUMEN
LD	LOAD
LDG	LOADING
LT	LIGHT
LTG	LIGHTING
MCA	MINIMUM CIRCUIT AMPS
MCM	THOUSAND CIRCULAR MILLS
MECH	MECHANICAL
MET	METAL
MFG	MANUFACTURING
MFF	MANUFACTURE
MG	MOTOR GENERATOR
MG	METAL HALIDE
MIN	MINIMUM
MLO	MAIN LUGS ONLY
MO	MOTOR
MOCP	MAXIMUM OVERCURRENT PROTECTION
MTD	MOUNTED
MV	MERCURY VAPOR
NC	NORMALLY CLOSED
NEC	NATIONAL ELECTRIC CODE
NEMA	NATIONAL ELEC MANUFACTURERS ASSOC
NFPA	NATIONAL FIRE PROTECTION ASSOCIATION
NIC	NOT IN CONTRACT
NO	NUMBER
NO	NORMALLY OPEN
OD	OUTSIDE DIAMETER
OH	OVERHEAD
OPNG	OPENING
OPS	OPERATIONS
P	PUMP
P	POLE
PA	PUBLIC ADDRESS
PBS	PUSH BUTTON STATION
PC	PHOTOCELL
PH	PHASE
PNL	PANEL
P.P.M.	PARTS PER MILLION
PR	PAIR
PRELIM	PRELIMINARY
PROJ	PROJECT
PWR	POWER
R or RSR	RISER
RCVR	RECEIVER
RECP	RECEPTACLE
RECEPT	RECEPTACLE
REFR	REFRIGERATOR
REM	REMOVABLE
REV	REVISIONS
RGE	RANGE
RLA	RATED LOAD AMPS
RM	ROOM
R.P.M.	REVOLUTIONS PER MINUTE
SCH	SCHEDULE
SHT	SHEET
SPEC	SPECIFICATIONS
SPKR	SPEAKER
STD	STANDARD
SURF	SURFACE
SUSP	SUSPENDED
SW	SWITCH
SWBD	SWITCHBOARD
TC	TIMECLOCK
TEL	TELEPHONE
TEMP	TEMPERATURE
TEMP	TEMPORARY
TERM	TERMINAL
TG;L	TOGGLE
TRANSF	TRANSFORMER
TSTAT	THERMOSTAT
TV	TELEVISION
TYP	TYPICAL
UG	UNDERGROUND
UH	UNIT HEATER
UL	UNDERWRITERS LABORATORIES
UON	UNLESS OTHERWISE NOTED
UT	UTILITY
UTIL CO	UTILITY COMPANY
V	VOLT
W	WIRE
W/	WITH
WHM	WATTHOUR METER
W/O	WITHOUT
WP	WEATHER PROOF
XFMR	TRANSFORMER

MECHANICAL SYMBOL LEGEND

CONDENSATE OR EQUIPMENT DRAIN	D
CONDENSER SUPPLY	CS
CONDENSER RETURN	CR
REFRIGERANT LIQUID	RL
REFRIGERANT SUCTION	RS
LOW PRESSURE STEAM SUPPLY	
LOW PRESSURE STEAM RETURN	
MEDIUM PRESSURE STEAM SUPPLY	
MEDIUM PRESSURE STEAM RETURN	
HIGH PRESSURE STEAM SUPPLY	
HIGH PRESSURE STEAM RETURN	
INDICATION OF FLOW DIRECTION	
INDICATES PITCH DOWN	
PIPE ANCHORS	
PIPE GUIDES	
STORM SEWER LINES	
SANITARY VENT	V
COLD WATER	
HOT WATER	
HOT WATER CIRCULATING	
HOT WATER SUPPLY	HWS
HOT WATER RETURN	HWR
CHILLED WATER SUPPLY	CWS
CHILLED WATER RETURN	CWR
FIRE SPRINKLER LINE	F
EXPANSION TANK LINE	XL
GAS	G
COMPRESSED AIR	CA
SANITARY SEWER LINES	

BUTTERFLY VALVE
GLOBE VALVE
GATE VALVE
BALL VALVE
CHECK VALVE
PLUG VALVE
THERMOSTAT / TEMP. SENSOR
HUMIDISTAT / HUMIDITY SENSOR
1–HR FIRE DAMPER
2–HR FIRE DAMPER
PRESSURE GAGE
THERMOMETER
DOOR GRILLE — DG
UNION
PRESSURE REDUCING VALVE
SAFETY RELIEF VALVE
UNDERCUT DOOR 1" — UC 1"
AUTOMATIC AIR VENT
GRILL, REGISTER, DIFFUSER — SIZE / CFM
PLUMBER RISER DIAGRAM — P
RADIATION — TYPE, LIN. FT. ELEMENT
MANUAL AIR VENT
FLEXIBLE PIPE CONNECTOR
HOSE END VALVE
BALANCING COCK
AUTOMATIC CONTROL VALVE
3–WAY CONTROL VALVE
STRAINER W/BLOW–OFF VALVE
WALL HYDRANT

GRAPHIC SYMBOLS

BUILDING SECTION/WALL SECTION

0 / A0.0 — INDICATES SECTION NUMBER; INDICATES NUMBER OF SHEET SECTION IS FOUND

DETAILS

0 / A0.0 — INDICATES DETAIL NUMBER; INDICATES NUMBER OF SHEET DETAIL IS FOUND

INTERIOR ELEVATION

0 / A0.0 (a, b) — NUMBER INDICATES ELEVATION & SHADING INDICATES INDICATES DIRECTION(S) OF VIEW; LETTER(S) DESIGNATE ELEV. WHERE MULTIPLE; INDICATES NUMBER OF SHEET ELEVATION IS FOUND

OTHER

0 — WALL TYPE
0 — REVISIONS
NAME 000 — ROOM NAME & NUMBER
00.0 — DOOR NUMBER
a — WINDOW TYPE
0 — KEYNOTE

ELECTRICAL SYMBOL LEGEND

LIGHT FIXTURES – NUMBER INDICATES CIRCUIT, LOWER CASE LETTER INDICATES SWITCH LEG, UPPER CASE LETTER INDICATES FIXTURE TYPE, SEE FIXTURE SCHEDULE. DARKENED SYMBOL INDICATES NIGHT LIGHT.

- A/1 a/b — FLUORESCENT RECESSED FIXTURE
- DOWN LIGHT OR INDUSTRIAL AS SCHEDULED
- SURFACE, CHAIN SUSPENDED OR INDIRECT PENDANT MOUNTED FLUORESCENT FIXTURE AS SCHEDULED
- SURFACE MOUNTED SQUARE LIGHT
- EXTERIOR AREA LIGHT
- EXTERIOR POLE MOUNTED FIXTURE
- $ — LIGHT SWITCH – SINGLE POLE UNLESS NOTED OTHERWISE, LOWER CASE LETTER INDICATES SWITCH LEG
  - 3 – THREE WAY SWITCH
  - K – KEYED SWITCH
- EXIT LIGHT
- EMERGENCY BATTERY LIGHT
- F — FIRE ALARM PULL STATION, MOUNT 48" A.F.F. TO TOP
- H — DOOR HOLDER/CLOSER
- F — HORN/STROBE LIGHT MOUNT 80" A.F.F. TO BOTTOM
- F — STROBE LIGHT, MOUNT 80" A.F.F. TO BOTTOM
- SD — SMOKE DETECTOR (D – DUCT MTD. TYPE)
- F — SPRINKLER SYSTEM FLOW SWITCH
- 1 — MOTOR SYMBOL, NUMBER INDICATES HORSEPOWER, F – FRACTIONAL HORSEPOWER
- DISCONNECT SWITCH, SIZE AND TYPE AS NOTED
  - N.F. – NON FUSED
- MOTOR STARTER
- MSS — MANUAL MOTOR STARTER SWITCH WITH THERMAL OVERLOAD PROTECTION
- COMBINATION MOTOR STARTER/DISCONNECT DEVICE
- J — JUNCTION BOX (AS NOTED)
- SPECIAL PURPOSE RECEPTACLE, AS NOTED
- C — WALL MOUNTED CLOCK, AS SPECIFIED, MOUNT 8'–3" A.F.F. TO CENTER
- FLOOR MOUNTED RECEPTACLE OUTLET OR JUNCTION BOX AS NOTED.
- QUADRAPLEX RECEPTACLE
- DUPLEX RECEPTACLE
  - GFI – GROUND FAULT INTERRUPTER
  - WP – WEATHER PROOF COVER
- SIMPLEX RECEPTACLE
- COMMUNCIATION/DATA CABLE OUTLET.
- WIRELESS ACCESS POINT
- CCTV CAMERA
- I — INTERCOM STATION
- PANELBOARD; FLUSH MTD, SURFACE MTD
- CONDUIT NIPPLE (AS NOTED)
- SURFACE MOUNTED RACEWAY
- CONDUIT RUN CONCEALED IN WALLS OR ABOVE CEILING
- CONDUIT RUN BELOW FLOOR SLAB OR GRADE
- HOMERUN TO PANELBOARD — CONDUIT, NEUTRAL, PHASE WIRE(S), GROUND WIRE, PANELBOARD, CIRCUIT(S) (RLP–1, 2,4,6)

GENERAL NOTES

1. DO NOT SCALE DRAWINGS; USE FIGURED DIMENSIONS ONLY. IF DIMENSIONS ARE IN QUESTION, THE CONTRACTOR SHALL BE RESPONSIBLE FOR OBTAINING CLARIFICATION FROM THE ARCHITECT BEFORE CONTINUING WITH CONSTRUCTION.
2. FIELD VERIFY: ALL DIMENSIONS AND CONDITIONS BEFORE PROCEEDING WITH WORK.
3. ENLARGED PLANS: WHERE ENLARGED OR PARTIAL PLANS ARE REFERENCED. DIMENSIONS, SPECIAL DETAILING, OR FINISH REQUIREMENTS ARE NOTED ON THE ENLARGED PLANS AND OMITTED ON THE SMALLER SCALE OR OVERALL PLANS.
4. EXPOSED WELDS: GRIND SMOOTH AND FIELD DRESS ALL WELDS TO REMAIN VISIBLE AND NOT CONCEALED BY OTHER FINISHES.
5. FIRE PROTECTION: FOR FIRE PROTECTION REQUIREMENTS OF STRUCTURAL FRAME AND ASSEMBLIES SEE U.L. ASSEMBLY RATING DESCRIPTION THIS SHEET OR DETAILS REFERENCED IN PLANS.
6. DOOR OPENINGS: REFERENCED IDENTIFICATION OF DOOR OPENINGS IS SCHEDULED BY THE CORRESPONDING ROOM NUMBER IN WHICH THE OPENING OCCURS OR GIVES ACCESS TO (DOOR SWING DIRECTION). IF MORE THAN ONE DOOR OCCURS IN A SPACE THE ADDITIONAL DOOR NUMBERS WILL BE FOLLOWED BY A SEQUENTIAL DECIMAL NUMBER.
7. WINDOW OPENINGS: REFERENCED IDENTIFICATION OF WINDOW OPENINGS IS SCHEDULED BY LOWER CASE LETTERS. SIMILAR WINDOWS ARE SCHEDULED BY THE SAME LETTER.
8. PARTITION STANDARD: IT IS INTENDED THAT THE FACE OF EVERY CONTINUOUS PARTITION BE FLUSH, WITHOUT OFFSETS, EVEN AT AN INTERMEDIATE CHANGE IN PARTITION THICKNESS. CHANGES IN PARTITION THICKNESS OCCUR ONLY AT INSIDE OR OUTSIDE CORNERS. THE FACES OF CORRIDOR WALLS MUST ALIGN WITHOUT OFFSETS (UNLESS GRAPHICALLY SHOWN OTHERWISE) ALONG THEIR ENTIRE LENGTH REGARDLESS OF INTERMEDIATE BREAKS OR INTERRUPTIONS. ALL ADJUSTMENTS DUE TO CHANGE IN PARTITION THICKNESS MUST OCCUR ON THE ADJOINING ROOM SIDE OF CORRIDOR PARTITIONS AT THE NEAREST INSIDE OR OUTSIDE CORNER.
9. ALL ELECTRICAL PANELS, FIRE EXTINGUISHER CABINETS, ETC., LOCATED IN RELATED PARTITIONS SHALL BE BACKED WITH GYPSUM BOARD AS REQUIRED TO RETAIN PARTITION RATING.
10. IN SPACES REQUIRING LEAD LINING, ALL WALL PENETRATIONS SHALL BE BACKED AND PROTECTED WITH LEAD SHIELDING TO MAINTAIN SHIELDING CONTINUITY.
11. INTERIOR DIMENSIONS ARE GENERALLY TO FACE OF GYPSUM BOARD AND TO CENTER LINE OF STEEL UNLESS SPECIFICALLY NOTED. ALL PUBLIC CORRIDOR DIMENSIONS ARE GIVEN IN CLEAR DIMENSIONS.
12. EXTEND ALL FIRE RATED PARTITIONS TIGHT TO DECK ABOVE AND FILL ALL VOIDS WITH SAFING MATERIALS OR GYPSUM BOARD MUDDING COMPOUND.
13. WHEN CONTRADICTIONS OCCUR BETWEEN PLANS AND SPECIFICATIONS CONTRACTOR SHALL BE RESPONSIBLE FOR OBTAINING CLARIFICATION FROM THE ARCHITECT BEFORE CONTINUING WITH CONSTRUCTION.

* SOME GENERAL NOTES ABOVE MAY NOT BE APPLICABLE TO PROJECT HEREIN.

CODE SUMMARY

CODES			
	2015 MICHIGAN BUILDING CODE		FIRE MARSHALL RULES
	STATE OF MICHIGAN BARRIER FREE ACCESS DESIGN RULES (2009 ICC/ANSI A117.1)		MICHIGAN DEPARTMENT OF LABOR CONSTRUCTION CODE COMMISION GENERAL RULES
	NATIONAL FIRE PROTECTION ASSOCIATION (NFPA)		2015 MICHIGAN MECHANICAL CODE
	2015 MICHIGAN PLUMBING CODE		MICHIGAN UNIFORM ENERGY CODE
	NATIONAL ELECTRICAL SAFETY CODE		2017 NATIONAL ELECTRIC CODE (NEC)
CODES FIRE RESISTIVE ANALYSIS			
	CLASSIFICATIONS:		CONSTRUCTION PROTECTION:
3	STORIES	0	INTERIOR NON-BEARING PARTITIONS
I-2	OCCUPANCY TYPE	0	STRUCTRAL FRAME
IIB	CONSTRUCTION TYPE	0	EXTERIOR NON-BEARING WALLS
Y	SPRINKLER SYSTEM	0	ROOF

DRAWING SHEET INDEX

A0.0	COVER
I1.0	INDEX SHEET
ARCHITECTURAL	
A1.0	GROUND FLOOR DEMOLITION PLAN
A1.1	GROUND FLOOR REFLECTED CEILING DEMOLITION PLAN
A1.2	FIRST FLOOR DEMOLITION PLAN
A1.3	FIRST FLOOR REFLECTED CEILING DEMOLITION PLAN
A1.4	SECOND FLOOR DEMOLITION PLAN
A1.5	SECOND FLOOR REFLECTED CEILING DEMOLITION PLAN
A2.0	GROUND FLOOR NEW WORK PLAN
A2.1	FIRST FLOOR NEW WORK PLAN
A2.2	SECOND FLOOR NEW WORK PLANS
A2.3	ENLARGED NEW WORK PLAN VIEWS
A2.4	GROUND FLOOR - FLOOR PATTERN PLAN
A2.5	FIRST FLOOR - FLOOR PATTERN PLAN
A2.6	SECOND FLOOR - FLOOR PATTERN PLAN
A3.0	GROUND FLOOR REFLECTED CEILING PLAN
A3.1	FIRST FLOOR REFLECTED CEILING PLAN
A3.2	SECOND FLOOR REFLECTED CEILING PLAN
A4.0	WINDOW, DOOR & ROOM FINISH SCHEDULES
A5.0	ROOF PLAN
A6.0	INTERIOR ELEVATIONS
A6.1	INTERIOR ELEVATIONS
A6.2	INTERIOR ELEVATIONS
A6.3	WALL TYPES
A7.0	DETAILS
A7.1	DETAILS
MECHANICAL	
FP1.0	FIRE PROTECTION DEMOLITION - GROUND LEVEL
FP1.1	FIRE PROTECTION DEMOLITION - FIRST LEVEL
FP1.2	FIRE PROTECTION DEMOLITION - SECOND LEVEL
FP2.0	FIRE PROTECTION NEW WORK - GROUND LEVEL
FP2.1	FIRE PROTECTION NEW WORK - FIRST LEVEL
FP2.2	FIRE PROTECTION NEW WORK - SECOND LEVEL
M1.0	MECHANICAL DEMOLITION - FOUNDATION
M1.1	MECHANICAL DEMOLITION - GROUND LEVEL
M1.2	MECHANICAL DEMOLITION - FIRST LEVEL
M1.3	MECHANICAL DEMOLITION - SECOND LEVEL
M2.0	MECHANICAL NEW WORK - GROUND LEVEL
M2.1	MECHANICAL NEW WORK - FIRST LEVEL
M2.2	MECHANICAL NEW WORK - SECOND LEVEL
M2.3	MECHANICAL NEW WORK - ROOF LEVEL
M3.0	ENLARGED MECHANICAL PLANS
M4.0	MECHANICAL DETAILS
M4.1	MECHANICAL DETAILS
M5.0	MECHANICAL SCHEDULES
M5.1	MECHANICAL SCHEDULES
M6.0	MECHANICAL POINT SUMMARY SCHEDULES
P1.0	PLUMBING DEMOLITION - GROUND LEVEL
P1.1	PLUMBING DEMOLITION - FIRST LEVEL
P1.2	PLUMBING DEMOLITION - SECOND LEVEL
P2.0	PLUMBING NEW WORK - GROUND FLOOR
P2.1	PLUMBING NEW WORK - FIRST LEVEL
P2.2	PLUMBING NEW WORK - SECOND LEVEL
P3.0	PLUMBING ENLARGED PLANS
ELECTRICAL	
E1.0	ELECTRICAL DEMOLITION PLAN GROUND FLOOR
E1.1	ELECTRICAL DEMOLITION PLAN FIRST FLOOR
E1.2	ELECTRICAL DEMOLITION PLAN SECOND FLOOR
E2.0	ELECTRICAL PLAN (NEW WORK) GROUND FLOOR
E2.1	ELECTRICAL PLAN (NEW WORK) FIRST FLOOR
E2.2	ELECTRICAL PLAN (NEW WORK) SECOND FLOOR
E3.0	ELECTRICAL SCHEDULES
E3.1	ELECTRICAL DETAILS

BARRIER FREE MOUNTING REQUIREMENTS (ICC A117.1-2009)

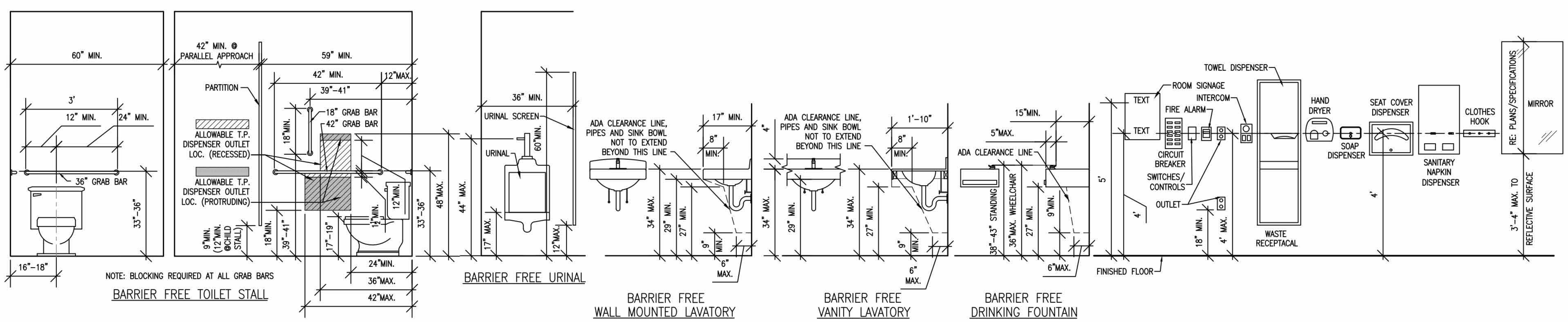

ARCHITECTURE ENGINEERING CONSULTING
INTEGRATED DESIGNS, INC.
MARQUETTE OFFICE: 1021 W. BARAGA AVENUE MARQUETTE, MI 49855 PHONE: (906)228-4480 FAX: (906)228-7524
BRIGHTON OFFICE: 8571 W. GRAND RIVER AVE., SUITE 600 BRIGHTON, MI 48816 PHONE: (810)229-2701 FAX: (810)229-6767

GOGEBIC MEDICAL CARE FACILITY
RENOVATION PROJECT
WAKEFIELD, MICHIGAN
PROJECT NO. 22-007

	BY	DATE:	NO.	REVISIONS	DATE
DESIGN	KPR	03.20.23	A	DES. DEVELOPMENT	08.11.22
DRAWN	KPR	03.20.23	0	CONSTRUCTION	04.04.23
CHECKED	TDH	03.24.23	1	ADDENDUM 2	05.17.23
APPROVED	TDH	03.24.23			

INDEX SHEET

COPYRIGHT © 2021 INTEGRATED DESIGNS INC.

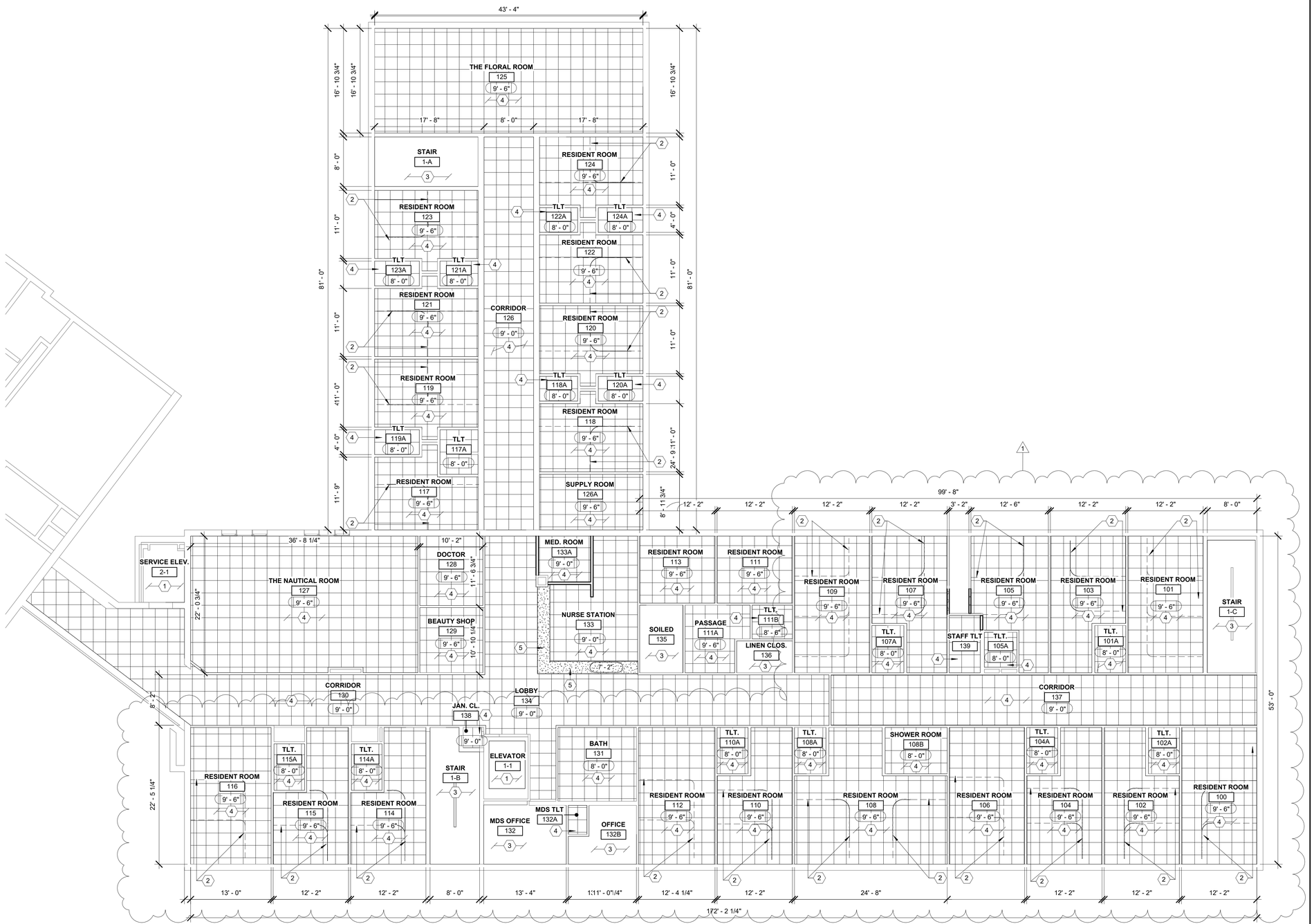

FIRST FLOOR REF. CEILING PLAN

1/8" = 1'-0"

N

KEYNOTES

1. EXISTING CEILING ASSEMBLY TO REMAIN AS IS.
2. NEW INPRO CUBICLE CURTAIN AND TRACK. RE: SPECIFICATION
3. PAINT EXISTING PLASTER CEILING, PNT-3. RE: SCHEDULE
4. 2x2 SUSPENDED ACOUSTICAL CEILING TILE AND GRID ASSEMBLY. RE: SCHEDULE AND SPECIFICATION
5. NEW GB. BOARD SOFFIT. RE: INTERIOR ELEVATIONS

SYMBOL LEGEND

- 2'x2' LAY-IN ACOUSTICAL CEILING.
- GYPSUM BOARD CEILING/SOFFIT.
- VENTED ALUMINUM SOFFIT.
- MECHANICAL DIFFUSER.
- LIGHT FIXTURE.
- CEILING MOUNTED EXIT LIGHT.
- RECESSED CAN LIGHT.
- 10'-0" CEILING HEIGHT.

GENERAL NOTES

1. EXISTING CONDITIONS SHOWN ON THESE DRAWINGS HAVE BEEN OBTAINED FROM EXISTING DRAWINGS AND FIELD INSPECTIONS. CONTRACTOR SHALL BE RESPONSIBLE TO FIELD VERIFY THE EXISTING CONDITIONS REGARDING DEMOLITION AND NEW WORK BEFORE SUBMITTING A BID FOR THIS PROJECT. CONTRACTOR SHALL REPORT ANY DISCREPANCIES TO OWNER OR OWNERS REPRESENTATIVE.
2. HALF-TONE LINES INDICATE EXISTING CONDITIONS. DASHED LINES INDICATE DEMOLITION WORK. BOLD LINES INDICATE NEW WORK. REFER TO KEYNOTES FOR DESCRIPTION.
3. ANY EXISTING CONDITIONS TO REMAIN THAT ARE DISTURBED ARE TO BE PATCHED/REPAIRED TO MATCH ADJACENT CONDITIONS.
4. WORK SHALL BE IN ACCORDANCE WITH ALL FEDERAL, STATE, AND LOCAL CODES, LAWS, AND REGULATIONS.
5. REFER ALSO TO ELECTRICAL, MECHANICAL, STRUCTURAL, AND CIVIL DRAWINGS AS APPLICABLE FOR ADDITIONAL SCOPE OF WORK.
6. ROOM NUMBERING SYSTEM USED IN THIS CONSTRUCTION DOCUMENT IS FOR ARCHITECTURAL PURPOSES. VERIFY ACTUAL ROOM NUMBERING/ LAYOUT AS REQUIRED.
7. PROVIDING AND INSTALLING THE REPLACEMENT OF ANY NEW FINISHES, DOOR ASSEMBLIES, ETC., SHALL INCLUDE THE REMOVAL AND DISPOSAL OF THE EXISTING AND PREPARATION FOR NEW WORK IN ANY LOCATION WHERE APPLICABLE. REFERENCE NEW WORK PLANS FOR FULL SCOPE OF WORK.
8. COORDINATE NEW CEILING WORK AS REQUIRED FOR NEW MECHANICAL AND ELECTRICAL LIGHTING WORK IN EXISTING BUILDING.
   RE: MECHANICAL AND ELECTRICAL DWGS.
9. CENTER ACOUSTICAL TILE/METAL CEILING GRID SYSTEM WITHIN EACH ROOM, UNLESS NOTED OTHERWISE.
10. VERIFY CEILING HEIGHTS IN EXISTING BUILDING AND MATCH EXISTING CEILING HEIGHT AT NEW CEILING WORK OR AS DIRECTED ON PLANS.

ARCHITECTURE ENGINEERING CONSULTING
INTEGRATED DESIGNS, INC.
MARQUETTE OFFICE:
1004 PRESQUE ISLE AVENUE
MARQUETTE, MI 49855
PHONE: (906)228-4480 FAX: (906)228-7524
BRIGHTON OFFICE:
8311 W. GRAND RIVER AVE., SUITE 600
BRIGHTON, MI 48116
PHONE: (810)229-2701 FAX: (810)229-6750

GOGEBIC MEDICAL CARE FACILITY
RENOVATION PROJECT
WAKEFIELD, MICHIGAN
PROJECT NO. 22-007

NO.	REVISIONS	DATE
A	DES. DEVELOPMENT	08.11.22
0	CONSTRUCTION	04.04.23
1	ADDENDUM 2	05.17.23

	BY	DATE:
DESIGN	KPR	03.20.23
DRAWN	KPR	03.20.23
CHECKED	TDH	03.24.23
APPROVED	TDH	03.24.23

FIRST FLOOR REFLECTED CEILING PLAN

COPYRIGHT © 2021 INTEGRATED DESIGNS INC.

A3.1

\\id.local\share\Projects\Fosters\Kinson\Document\GMCF_Kelly\BIT\R.rvt
5/12/2023 8:54:26 AM

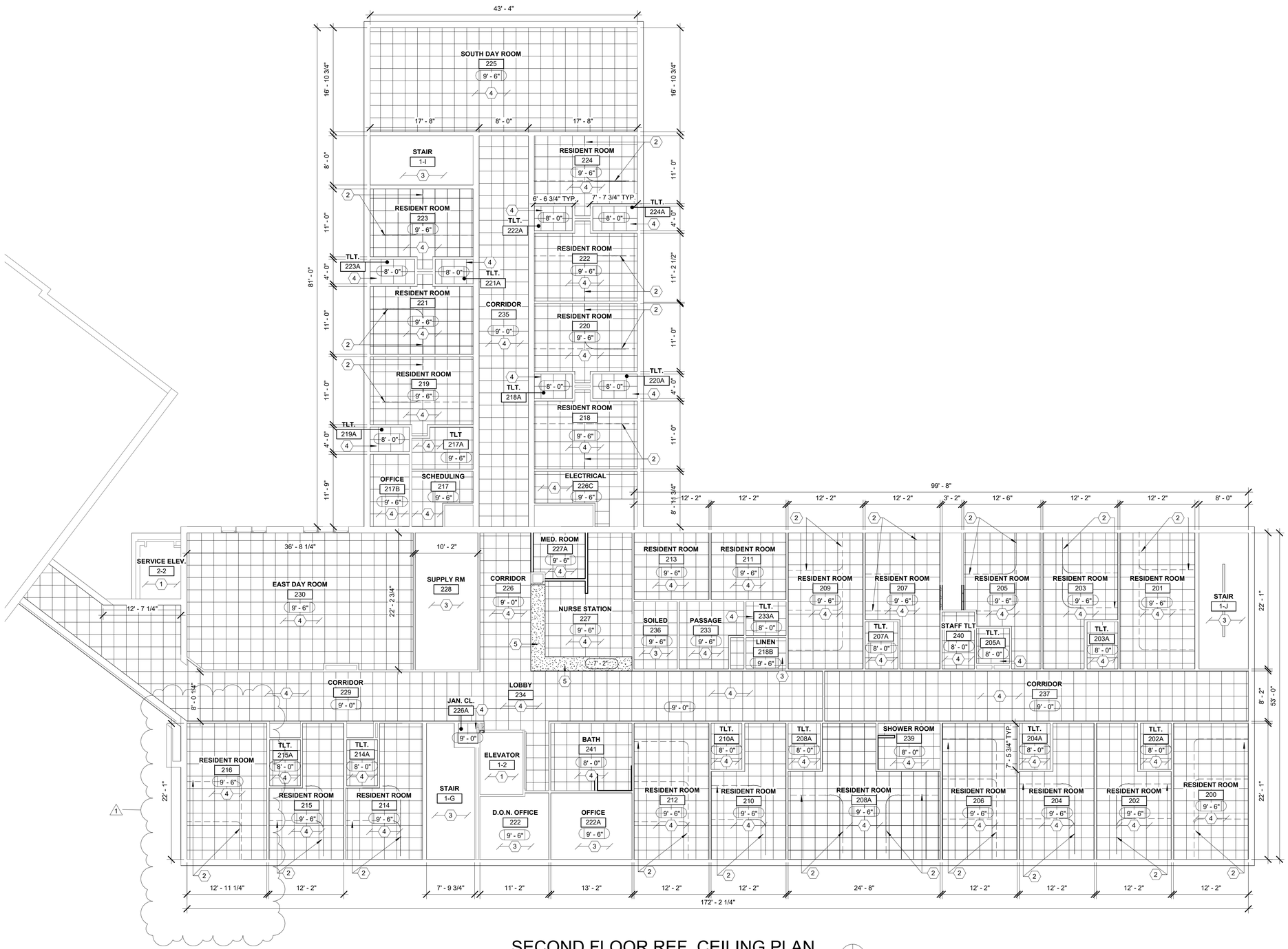

SECOND FLOOR REF. CEILING PLAN

1/8" = 1'-0"

N

KEYNOTES

1. EXISTING CEILING ASSEMBLY TO REMAIN AS IS.
2. NEW INPRO CUBICLE CURTAIN AND TRACK. RE: SPECIFICATION
3. PAINT EXISTING PLASTER CEILING, PNT-3. RE: SCHEDULE
4. 2x2 SUSPENDED ACOUSTICAL CEILING TILE AND GRID ASSEMBLY. RE: SCHEDULE AND SPECIFICATION
5. NEW GB. BOARD SOFFIT. RE: INTERIOR ELEVATIONS

SYMBOL LEGEND

- 2'x2' LAY-IN ACOUSTICAL CEILING.
- GYPSUM BOARD CEILING/SOFFIT.
- VENTED ALUMINUM SOFFIT.
- MECHANICAL DIFFUSER.
- LIGHT FIXTURE.
- CEILING MOUNTED EXIT LIGHT.
- RECESSED CAN LIGHT.
- 10'-0" CEILING HEIGHT.

GENERAL NOTES

1. EXISTING CONDITIONS SHOWN ON THESE DRAWINGS HAVE BEEN OBTAINED FROM EXISTING DRAWINGS AND FIELD INSPECTIONS. CONTRACTOR SHALL BE RESPONSIBLE TO FIELD VERIFY THE EXISTING CONDITIONS REGARDING DEMOLITION AND NEW WORK BEFORE SUBMITTING A BID FOR THIS PROJECT. CONTRACTOR SHALL REPORT ANY DISCREPANCIES TO OWNER OR OWNERS REPRESENTATIVE.
2. HALF-TONE LINES INDICATE EXISTING CONDITIONS. DASHED LINES INDICATE DEMOLITION WORK. BOLD LINES INDICATE NEW WORK. REFER TO KEYNOTES FOR DESCRIPTION.
3. ANY EXISTING CONDITIONS TO REMAIN THAT ARE DISTURBED ARE TO BE PATCHED/REPAIRED TO MATCH ADJACENT CONDITIONS.
4. WORK SHALL BE IN ACCORDANCE WITH ALL FEDERAL, STATE, AND LOCAL CODES, LAWS, AND REGULATIONS.
5. REFER ALSO TO ELECTRICAL, MECHANICAL, STRUCTURAL, AND CIVIL DRAWINGS AS APPLICABLE FOR ADDITIONAL SCOPE OF WORK.
6. ROOM NUMBERING SYSTEM USED IN THIS CONSTRUCTION DOCUMENT IS FOR ARCHITECTURAL PURPOSES. VERIFY ACTUAL ROOM NUMBERING/ LAYOUT AS REQUIRED.
7. PROVIDING AND INSTALLING THE REPLACEMENT OF ANY NEW FINISHES, DOOR ASSEMBLIES, ETC., SHALL INCLUDE THE REMOVAL AND DISPOSAL OF THE EXISTING AND PREPARATION FOR NEW WORK IN ANY LOCATION WHERE APPLICABLE. REFERENCE NEW WORK PLANS FOR FULL SCOPE OF WORK.
8. COORDINATE NEW CEILING WORK AS REQUIRED FOR NEW MECHANICAL AND ELECTRICAL LIGHTING WORK IN EXISTING BUILDING.
   RE: MECHANICAL AND ELECTRICAL DWGS.
9. CENTER ACOUSTICAL TILE/METAL CEILING GRID SYSTEM WITHIN EACH ROOM, UNLESS NOTED OTHERWISE.
10. VERIFY CEILING HEIGHTS IN EXISTING BUILDING AND MATCH EXISTING CEILING HEIGHT AT NEW CEILING WORK OR AS DIRECTED ON PLANS.

ARCHITECTURE ENGINEERING CONSULTING
INTEGRATED DESIGNS, INC.
MARQUETTE OFFICE:
1004 WEST BABCOCK STREET
MARQUETTE, MI 49855
PHONE: (906)228-4480 FAX: (906)228-7524
BRIGHTON OFFICE:
8311 W. GRAND RIVER AVE., SUITE 600
BRIGHTON, MI 48116
PHONE: (810)229-2701 FAX: (810)229-6750

GOGEBIC MEDICAL CARE FACILITY
RENOVATION PROJECT
WAKEFIELD, MICHIGAN
PROJECT NO. 22-007

NO.	REVISIONS	DATE
A	DES. DEVELOPMENT	08.11.22
0	CONSTRUCTION	04.04.23
1	ADDENDUM 2	05.17.23

	BY	DATE:
DESIGN	KPR	03.20.23
DRAWN	KPR	03.20.23
CHECKED	TDH	03.24.23
APPROVED	TDH	03.24.23

SECOND FLOOR REFLECTED CEILING PLAN

COPYRIGHT © 2021 INTEGRATED DESIGNS INC.

A3.2

\\di-local\shared\Projects\Folders\Active\Documents\GMCF_Kelly\R17R.rvt
5/12/2023 8:54:27 AM

SIGNAGE TYPES

1. ONLY ROOM NAME
2. ROOM NUMBER, (2) 4"x6" PHOTO SLOTS WITH (2) NAME SLOTS UNDERNEATH EACH COORDINATING PHOTO
3. ROOM NUMBER, (3) 4"x6" PHOTO SLOTS WITH (3) NAME SLOTS UNDERNEATH EACH COORDINATING PHOTO
4. ROOM NUMBER, (1) 4"x6" PHOTO SLOTS WITH (1) NAME SLOTS UNDERNEATH EACH COORDINATING PHOTO
5. NO SIGN
6. UNIVERSAL SEX RESTROOM SYMBOL
7. MENS RESTROOM SYMBOL WITH ROOM NAME
8. WOMENS RESTROOM SYMBOL WITH ROOM NAME

ROOM SIGNAGE GROUND LEVEL

1/8" = 1'-0"

INTEGRATED DESIGNS, INC.
ARCHITECTURE ENGINEERING CONSULTING
MARQUETTE OFFICE:
1004 TRADE LINE DRIVE
MARQUETTE, MI 49855
PHONE: (906)228-4480 FAX: (906)228-7524
BRIGHTON OFFICE:
8311 W. GRAND RIVER AVE., SUITE 600
BRIGHTON, MI 48116
PHONE: (810)229-2701 FAX: (810)229-8750

GOGEBIC MEDICAL CARE FACILITY
RENOVATION PROJECT
WAKEFIELD, MICHIGAN
PROJECT NO. 22-007

	BY	DATE:
DESIGN	KPR	03.20.23
DRAWN	KPR	03.20.23
CHECKED	TDH	03.24.23
APPROVED	TDH	03.24.23

NO.	REVISIONS	DATE
0	ADDENDUM 2	05.17.23

GROUND FLOOR ROOM SIGNAGE

COPYRIGHT © 2021 INTEGRATED DESIGNS INC.

A8.0

\\id.local\shares\RedundantFolders\Indoor\Documents\GMCF_Activity\B1TR.rvt
5/12/2023 9:10:05 AM

SIGNAGE TYPES

1. ONLY ROOM NAME
2. ROOM NUMBER, (2) 4"x6" PHOTO SLOTS WITH (2) NAME SLOTS UNDERNEATH EACH COORDINATING PHOTO
3. ROOM NUMBER, (3) 4"x6" PHOTO SLOTS WITH (3) NAME SLOTS UNDERNEATH EACH COORDINATING PHOTO
4. ROOM NUMBER, (1) 4"x6" PHOTO SLOTS WITH (1) NAME SLOTS UNDERNEATH EACH COORDINATING PHOTO
5. NO SIGN
6. UNIVERSAL SEX RESTROOM SYMBOL
7. MENS RESTROOM SYMBOL WITH ROOM NAME
8. WOMENS RESTROOM SYMBOL WITH ROOM NAME

ROOM SIGNAGE FIRST LEVEL

1/8" = 1'-0"

INTEGRATED DESIGNS, INC.
ARCHITECTURE ENGINEERING CONSULTING
MARQUETTE OFFICE:
1004 TRADE LAKE DRIVE
MARQUETTE, MI 49855
PHONE: (906)228-4480 FAX: (906)228-7524
BRIGHTON OFFICE:
8311 W. GRAND RIVER AVE., SUITE 600
BRIGHTON, MI 48116
PHONE: (810)229-2701 FAX: (810)229-8767

GOGEBIC MEDICAL CARE FACILITY
RENOVATION PROJECT
WAKEFIELD, MICHIGAN
PROJECT NO. 22-007

NO.	REVISIONS	DATE
0	ADDENDUM 2	05.17.23

	BY	DATE:
DESIGN	KPR	03.20.23
DRAWN	KPR	03.20.23
CHECKED	TDH	03.24.23
APPROVED	TDH	03.24.23

FIRST FLOOR ROOM SIGNAGE

COPYRIGHT © 2021 INTEGRATED DESIGNS INC.

A8.1

\\id.local\shares\Projects\Folders\Jackson\Documents\GMCF_Kelly\BTWX.rvt
5/12/2023 9:51:01 AM

SIGNAGE TYPES

1. ONLY ROOM NAME
2. ROOM NUMBER, (2) 4"x6" PHOTO SLOTS WITH (2) NAME SLOTS UNDERNEATH EACH COORDINATING PHOTO
3. ROOM NUMBER, (3) 4"x6" PHOTO SLOTS WITH (3) NAME SLOTS UNDERNEATH EACH COORDINATING PHOTO
4. ROOM NUMBER, (1) 4"x6" PHOTO SLOTS WITH (1) NAME SLOTS UNDERNEATH EACH COORDINATING PHOTO
5. NO SIGN
6. UNIVERSAL SEX RESTROOM SYMBOL
7. MENS RESTROOM SYMBOL WITH ROOM NAME
8. WOMENS RESTROOM SYMBOL WITH ROOM NAME

ROOM SIGNAGE SECOND LEVEL

1/8" = 1'-0"

ARCHITECTURE
ENGINEERING
CONSULTING
INTEGRATED DESIGNS, INC.
MARQUETTE OFFICE:
1021 W. BARAGA AVENUE
MARQUETTE, MI 49855
PHONE: (906)228-4480 FAX: (906)228-7524
BRIGHTON OFFICE:
8571 W. GRAND RIVER AVE., SUITE 600
BRIGHTON, MI 48816
PHONE: (810)229-2701 FAX: (810)229-6767

GOGEBIC MEDICAL CARE FACILITY
RENOVATION PROJECT
WAKEFIELD, MICHIGAN
PROJECT NO. 22-007

	BY	DATE:
DESIGN	KPR	03.20.23
DRAWN	KPR	03.20.23
CHECKED	TDH	03.24.23
APPROVED	TDH	03.24.23

NO.	REVISIONS	DATE
0	ADDENDUM 2	05.17.23

SECOND FLOOR ROOM SIGNAGE

COPYRIGHT © 2021 INTEGRATED DESIGNS INC.

A8.2

ELECTRICAL PLAN (NEW WORK) - FIRST FLOOR

SCALE: 1/8" = 1'-0"

N

KEYNOTES

1. FAN COIL TO BE POWERED FROM EXTERIOR HP-1 UNIT. SEE ALSO MANUFACTURER'S WIRING DIAGRAM..
2. PROVIDE NEW ADDRESSABLE FIRE ALARM DEVICE TO MATCH EXISTING EST FIRE ALARM SYSTEM IN BUILDING. PROVIDE ALL NECESSARY WIRING, DEVICES, PROGRAMING ETC., FOR A COMPLETE AND OPERABLE SYSTEM.
3. PROVIDE NEW FIRE ALARM SYSTEM ANNUNCIATION PANEL TO MATCH EXISTING EST FIRE ALARM SYSTEM IN BUILDING. PROVIDE ALL NECESSARY WIRING, DEVICES, PROGRAMING ETC., FOR A COMPLETE AND OPERABLE SYSTEM.
4. RELOCATED AIPHONE BASE STATION TO CONTROL VIDEO INTERCOM AT MAIN ENTRANCE DOOR.
5. PROVIDE NEW GENERATOR ANNUNCIATION/REMOTE STATUS PANEL, SEE ALSO SPECIFICATIONS.
6. MOUNT DEVICE AT 44" A.F.F.
7. RELOCATED NURSE CALL SYSTEM EQUIPMENT.

GENERAL NOTES

1. UNLESS NOTED OTHERWISE, ALL LIGHTING, DEVICES, EQUIPMENT, CIRCUITRY, ETC. DENOTED WITH BOLD (DARK) LINES REPRESENT WORK TO BE PERFORMED. ALL LIGHTING, DEVICES, EQUIPMENT, CIRCUITRY, ETC. DENOTED WITH LIGHT (SCREENED) LINES REPRESENT EXISTING TO REMAIN AND BE MAINTAINED.
2. EXISTING CONDITIONS SHOWN ON THESE DRAWINGS HAVE BEEN OBTAINED FROM EXISTING DRAWINGS AND FIELD INSPECTIONS. CONTRACTOR SHALL VERIFY EXACT LOCATIONS. REPORT DISCREPANCIES TO ARCHITECT/ENGINEER BEFORE DEMOLITION.
3. UNLESS NOTED OTHERWISE, BRANCH CIRCUITRY SHOWN ON THIS SHEET SHALL BE FED FROM NEW PANEL 'EMEQ-1'.

INTEGRATED DESIGNS INC.
ARCHITECTURE
ENGINEERING
CONSULTING

MARQUETTE OFFICE:
1021 W. BARAGA AVENUE
MARQUETTE, MI 49855
PHONE: (906)228-4400
FAX: (906)228-7524

BRIGHTON OFFICE:
8571 W. GRAND RIVER AVE., SUITE 600
BRIGHTON, MI 48816
PHONE: (810)229-2701
FAX: (810)229-6767

GOGEBIC MEDICAL CARE FACILITY
INTERIOR RENOVATION FACILITY
WAKEFIELD, MICHIGAN
PROJECT NO. 22.007

NO.	REVISIONS	DATE
A	DD REVIEW	8/11/22
0	FOR CONSTRUCTION	4/4/23
1	ADDENDUM #2	5/24/23
---	---	---
---	---	---

	BY	DATE
DESIGN	AJM	8/3/22
DRAWN	AJM	8/3/22
CHECKED	AJM	4/3/23
APPROVED	AJM	4/4/23

ELECTRICAL PLAN
(NEW WORK)
FIRST FLOOR

COPYRIGHT © 2020 INTEGRATED DESIGNS INC.

E2.1

ELECTRICAL PLAN (NEW WORK) - SECOND FLOOR

SCALE: 1/8" = 1'-0"

KEYNOTES

1. PROVIDE NEW ADDRESSABLE FIRE ALARM DEVICE TO MATCH EXISTING EST FIRE ALARM SYSTEM IN BUILDING. PROVIDE ALL NECESSARY WIRING, DEVICES, PROGRAMING ETC., FOR A COMPLETE AND OPERABLE SYSTEM.
2. PROVIDE NEW FIRE ALARM SYSTEM ANNUNCIATION PANEL TO MATCH EXISTING EST FIRE ALARM SYSTEM IN BUILDING. PROVIDE ALL NECESSARY WIRING, DEVICES, PROGRAMING ETC., FOR A COMPLETE AND OPERABLE SYSTEM.
3. MOUNT DEVICE AT 44" A.F.F.
4. RELOCATED NURSE CALL SYSTEM EQUIPMENT.
5. MAKE-UP AIR UNIT (MUA) ON ROOF TOP ABOVE. PROVIDE BRANCH CIRCUITRY AS INDICATED TO FACTORY PROVIDED DISCONNECT SWITCH ON UNIT. MUA AND KITCHEN HOOD EXHAUST FAN SHALL BE INTERLOCKED TO RUN TOGETHER.

GENERAL NOTES

1. UNLESS NOTED OTHERWISE, ALL LIGHTING, DEVICES, EQUIPMENT, CIRCUITRY, ETC. DENOTED WITH BOLD (DARK) LINES REPRESENT WORK TO BE PERFORMED. ALL LIGHTING, DEVICES, EQUIPMENT, CIRCUITRY, ETC. DENOTED WITH LIGHT (SCREENED) LINES REPRESENT EXISTING TO REMAIN AND BE MAINTAINED.
2. EXISTING CONDITIONS SHOWN ON THESE DRAWINGS HAVE BEEN OBTAINED FROM EXISTING DRAWINGS AND FIELD INSPECTIONS. CONTRACTOR SHALL VERIFY EXACT LOCATIONS. REPORT DISCREPANCIES TO ARCHITECT/ENGINEER BEFORE DEMOLITION.
3. UNLESS NOTED OTHERWISE, BRANCH CIRCUITRY SHOWN ON THIS SHEET SHALL BE FED FROM NEW PANEL 'EMEQ-2'.

MARQUETTE OFFICE:
1021 W. BARAGA AVENUE
MARQUETTE, MI 49855
PHONE: (906)228-4400
FAX: (906)228-7524

BRIGHTON OFFICE:
8571 W. GRAND RIVER AVE., SUITE 600
BRIGHTON, MI 48816
PHONE: (810)229-2701
FAX: (810)229-6767

ARCHITECTURE
ENGINEERING
CONSULTING

INTEGRATED DESIGNS INC.

GOGEBIC MEDICAL CARE FACILITY
INTERIOR RENOVATION FACILITY
WAKEFIELD, MICHIGAN
PROJECT NO. 22.007

NO.	REVISIONS	DATE
A	DD REVIEW	8/11/22
0	FOR CONSTRUCTION	4/4/23
1	ADDENDUM #2	5/24/23
---	---	---
---	---	---

	BY	DATE
DESIGN	AJM	8/3/22
DRAWN	AJM	8/3/22
CHECKED	AJM	4/3/23
APPROVED	AJM	4/4/23

ELECTRICAL PLAN
(NEW WORK)
SECOND FLOOR

COPYRIGHT © 2020 INTEGRATED DESIGNS INC.

E2.2