CCCMH - GROUP HOMES

BATHROOM REMODEL

HOUGHTON, HANCOCK, SOUTH RANGE, L'ANSE

HOUGHTON, HANCOCK, SOUTH RANGE LOCATION MAP

L'ANSE LOCATION MAP

*INCLUDE HIGHLIGHTED BATHROOMS IN 2023 BID

SHEET INDEX

NUMBER	SHEET NAME
G001	COVER SHEET
G002	BARRIER FREE MOUNTING HEIGHTS
G003	GENERAL NOTES & FINISHES
G004	DETAILS
A101	PORTAGE HOUSE BATH 1
A102	PORTAGE HOUSE BATH 2
A201	AURORA HOUSE BATH 1
A202	AURORA HOUSE BATH 2
A301	STEPPING STONE HOUSE - BATH 1
A302	STEPPING STONE HOUSE - BATH 2
A401	WOODHAVEN HOUSE BATH 1
A402	WOODHAVEN HOUSE - BATH 2
A501	STANTON HOUSE BATH 1
A502	STANTON HOUSE - BATH 2
A601	ATLANTIC HOUSE - BATH 1
A602	ATLANTIC HOUSE - BATH 2
MEP001	MEP NOTES
MEP002	MEP SPECIFICATIONS
MEP101	PORTAGE HOUSE MEP - BATH 1
MEP102	PORTAGE HOUSE MEP - BATH 2
MEP201	AURORA HOUSE MEP - BATH 1
MEP202	AURORA HOUSE MEP - BATH 2
MEP301	STEPPING STONE MEP - BATH 1
MEP302	STEPPING STONE MEP - BATH 2
MEP401	WOODHAVEN MEP - BATH 1
MEP402	WOODHAVEN MEP - BATH 2
MEP501	STANTON HOUSE MEP - BATH 1
MEP502	STANTON HOUSE MEP - BATH 2
MEP601	ATLANTIC HOUSE MEP - BATH 1
MEP602	ATLANTIC HOUSE MEP - BATH 2

CCCMH - GROUP HOMES
BATHROOM RENOVATIONS

DRAWN: MEL | DATE: 03/15/2023 | JOB No: C177-02367 | DRAWING: G001

U.P. ENGINEERS & ARCHITECTS, INC.
Houghton Iron Mountain Ishpeming
Sault Ste. Marie Marinette

MOUNTING HEIGHTS

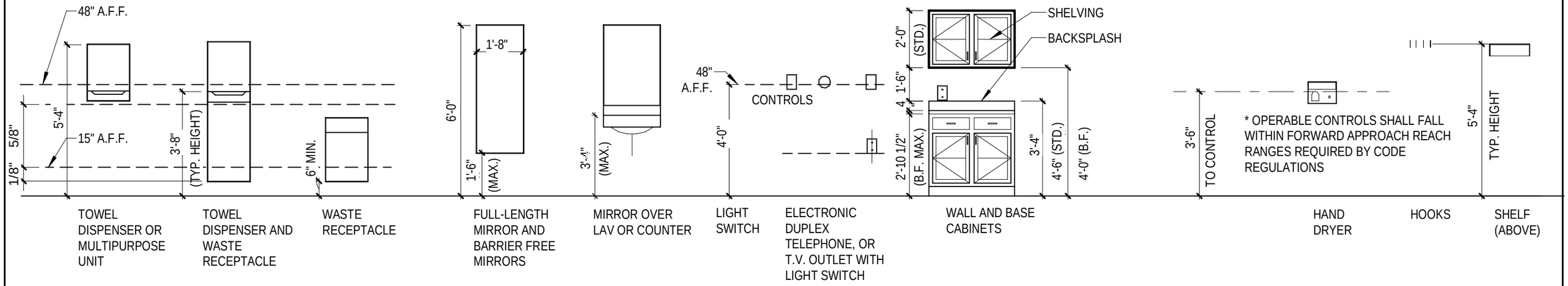

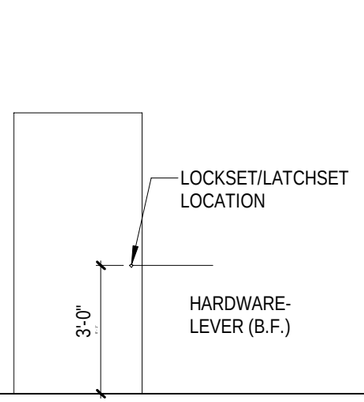

DOOR HARDWARE

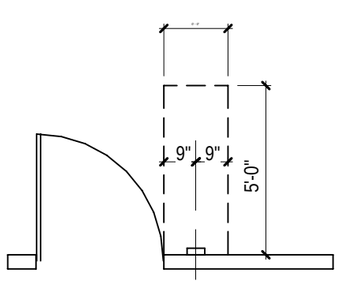

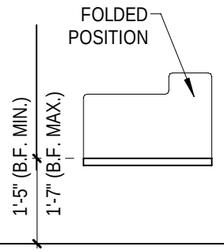

B.F. SHOWER SEAT

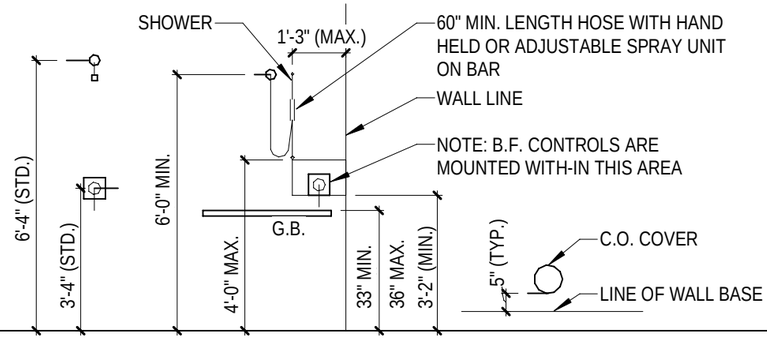

SHOWER HEAD AND VALVES

BARRIER FREE HAND HELD SHOWER HEAD AND CONTROLS

WALL C.O.

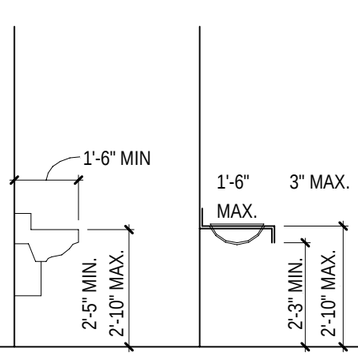

LAVATORY

VANITY 9" CLEAR (MIN.)

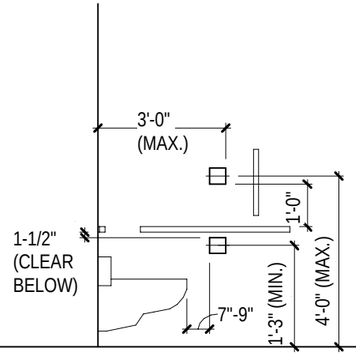

TOILET PAPER HOLDER DIMENSIONS

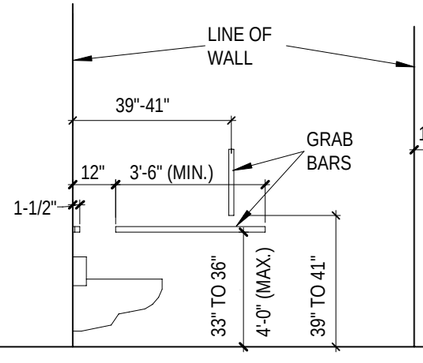

GRAB BAR DIMENSIONS

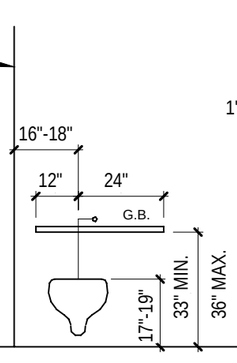

WATER CLOSET

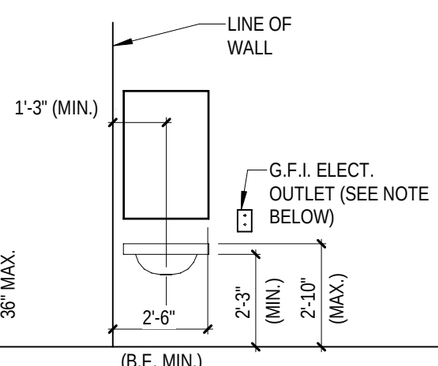

(B.F. MIN.) LAVATORY

NOTE: ELECT. OUTLET NEAR SINKS TO BE MOUNTED 33" TO 36" A.F.F.

CCCMH - GROUP HOMES
BATHROOM RENOVATIONS

DRAWN: MEL | DATE: 03/15/2023 | JOB No: C177-02367 | DRAWING: G002

U.P. ENGINEERS & ARCHITECTS, INC.
Houghton Iron Mountain Ishpeming
Sault Ste. Marie Marinette

PROJECT DESCRIPTION

INTENT OF THE PROJECT IS TO REMOVE ALL FINISHES, FIXTURES, CABINETS, AND ACCESSORIES WITHIN THE BATHROOM. RECONSTRUCTION SHALL PROVIDE ALL NEW FINISH MATERIALS; ABUSE-RESISTANT HEAVY DUTY AND TAMPER-RESISTANT FIXTURES, CABINETS, AND ACCESSORIES; EXCEPTIONAL VENTILATION AND VANDAL-RESISTANT HEATING AND LIGHTING FIXTURES.

GENERAL DEMOLITION NOTES

1. DEMOLITION INCLUDES ALL FINISHES TO FRAMING; INCLUDING WALL TILE, GWB, ETC. FLOOR TILE SHALL BE REMOVED TO CONCRETE SLAB. REMOVE WALL-MOUNTED ACCESSORIES (T.P. HOLDER, TOWEL BARS, MIRROR, ETC.)
2. DEMOLISH GWB CEILING AND CEILING MOUNTED FIXTURES.
3. SAW-CUT CONCRETE FLOOR AND REMOVE. RELOCATE UNDERSLAB PLUMBING FOR NEW PLAN. PROVIDE NEW CONCRETE SLOPING FLOOR TO DRAINS. TIE INTO EXISTING SLAB. PROVIDE REINFORCING.
4. COORDINATE DEMOLITION, CAPPING OR ABANDONMENT OF EXISTING MECHANICAL, ELECTRICAL, PLUMBING OR ARCHITECTURAL ITEMS.
5. COORDINATE ALL DISCIPLINES WITH DEMOLITION WORK AND NEW CONSTRUCTION.
6. COORDINATE ALL PLUMBING, MECHANICAL, STRUCTURAL, AND ELECTRICAL SAWCUT LOCATIONS WITH THE APPROPRIATE DISCIPLINE SPECIFIC SHEETS FOR THE EXTENT AND SCOPE AS NEEDED FOR CONSTRUCTION WORK.
7. ALL TRADES ARE TO COORDINATE THE REMOVAL OF EXISTING LOOSE & FIXED (ANCHORED) EQUIPMENT WITH OWNER. UNLESS NOTED OTHERWISE, ALL LOOSE EQUIPMENT & FIXTURES THAT ARE NOT INDICATED TO REMAIN SHALL BE REMOVED AS PART OF GENERAL DEMOLITION AND RETURNED TO THE OWNER AS DIRECTED. THIS INCLUDES, AND IS NOT LIMITED TO WALL MOUNTED DISPENSERS, ETC.
8. CONTRACTOR SHALL FIELD VERIFY ALL DIMENSIONS.

GENERAL NOTES

1. PROVIDE SOLID BLOCKING FOR ALL WALL MOUNTED FIXTURES. PROVIDE DOUBLE STUDS AT BOTH ENDS OF COUNTERTOP.
2. ALL CABINETRY SHALL BE HEAVY DUTY, LOCKING AND SECURED POSITIVELY TO THE WALL.
3. SLOPE FLOOR TO DRAIN. CAP EXISTING DRAINS BELOW FLOOR.
4. WALL ASSEMBLY:
   A. GWB: PROVIDE ABUSE RESISTANT AND MOISTURE RESISTANCE, LEVEL 2, GWB.
   B. PLYWOOD, EXPOSURE 1, AT WALLS.
   C. BLOCKING: PROVIDE 2x BLOCKING IN WALL FOR ALL WALL MOUNTED FIXTURES.
5. CEILING: NEW VAPOR BARRIER, 1/2" GWB (MR). REPLACE EXISTING INSULATION AND PROVIDE BAFFLE AT EXTERIOR WALLS WHERE REQUIRED.
6. PAINT: PROVIDE ONE COAT PRIMER, ALL SURFACE ENAMEL PRIMER AND TWO (2) COATS EMERAL INTERIOR ACRYLIC LATEX PAINT, BY SHERWIN WILLIAMS, OR EQUAL AND IN COLOR SPECIFIED ON DRAWING.
7. WHERE SUB-FLOOR IS DETERIORATED, CUT OUT TO STABLE CONCRETE. POUR NEW CONCRETE AND TIE INTO EXISTING SLAB.
8. BUREAU OF FIRE SERVICES: IF A SPRINKLER HEAD MYST BE RELOCATED OR MODIFIED IN THIS PROJECT, CONTRACTOR SHALL SUBMIT SHOP DRAWINGS AND 2A DOCUMENTATION TO THE BUREAU.
9. ALL SPECIFIED MATERIALS SHALLBE INCLUDED IN THE PROJECT BID.

INTERIOR FINISHES:

FLOOR:
CONCRETE SUBFLOOR (ALLOW TO CURE 28 DAYS) - SEAMLESS EPIQUARTZ 440 EPOXY WITH 6 INCH FLASH COVE, SEE DETAIL G004
WOOD SUBFLOOR (WOODHAVEN ONLY) - SCHONOX RENOTEX SYSTEM ON PLYWD SUB-FLOOR, SCHONOX US SELF-LEVELING COMPOUND TO CREATE SLOPE TO DRAIN, EPIQUARTZ 440 .

WALLS:
**PROVIDE SOLID WOOD BLOCKING AT ALL GRAB BARS
BEHIND TOILET WALL - SISTER 2x6's TO 2x4 WALL FRAMING FOR REQUIRED DEPTH OF PLUMBING WALL.
PLYWOOD BACKER BEHIND WALL FINISH, SEE DETAIL ON 3/G004.
ABUSE RESISTANT AND MOISTURE RESISTANT GYPSUM BOARD
WALL PROTECTION (WP-1) 1/4" SOLID SURFACE SHEET, ENGRAVED SIMILAR TO SUBWAY TILE SWANSTONE MSMK-8430-130x8, (3) COLOR OPTIONS

CEILING:
PROVIDE NEW INSULATION AND VAPOR BARRIER - PROVIDE BAFFLE IN ATTIC IF NEEDED. NEW 1/2" WR GWB & PAINT. PROVIDE SOLID BLOCKING AT CEILING MOUNTED FIXTURES.

WINDOW: FIBERGLASS, SLIDING, INSULATED -
GLASS FILM: SAFETY AND SECURITY FILM (INTERIOR APPLIED) AND 3M MILKY CRYSTAL.
TRIM: AZEK INTERIOR AND EXTERIOR

INTERIOR DOOR & FRAME: PLASTIC LAMINATE EXPOSED FACES WITH SOLID WOOD CORE, WITH LOUVER, MATCH EXISTING WOOD GRAIN AND COLOR IN EACH HOME.

DOOR HARDWARE: PRIVACY LOCK - GRADE 1 HARDWARE, LEVER STYLE, WITH PUSH BUTTON, SATIN CHROME FINISH
DOOR ACCESSORIES: LOUVER 24"x12", KICKPLATE 28"x18"

CABINETS: (HEAVY DUTY) PLASTIC LAMINATE ON 3/4" PLYWOOD, 3MM EDGING, WITH HEAVY DUTY HARDWARE, ALL DOORS SHALL HAVE KEYED LOCKS AND ADJUSTABLE SHELVES. PLASTIC LAMINATE SHALL MATCH WOOD GRAIN AND COLOR OF NEW DOOR.

SHOWER WALLS: SOLID SURFACE SHEET ENGRAVED WITH SUBWAY TILE PATTERN SWANSTONE MSMK-8430-130x84
SHOWER CORNER SHELF - FROM SHOWER WALL SOLID SURFACE MANUFACTURER

COUNTER & SPLASH: SOLID SURFACE, PROVIDE PIPING SHIELD, SEE DETAIL 1/G004.

TOILET ROOM ACCESSORIES:
GRAB BARS - CONTRACTOR CHOICE IN SHOWER, INDIVIDUAL GRAB BARS, "L" SHAPED AND SINGLE, OR "U" SHAPED, PROVIDE GRAB BARS ON ALL THREE (3) SHOWER WALLS. BOBRICK OR EQUAL.
BOBRICK STAINLESS STEEL (BOBRICK B-6806 SERIES) OR BRADLEY 812 SERIES
36", 42", 18" AT TOILET - (B-6806x42, B-6806x36, B-6806x18
SHOWER STALL THREE WALL 1 1/2" DIA. / BOBRICK B-6861
MIRROR - 18" x 36" H ADA, GAMCO FT-SERIES FIXED TILT MIRROR 18" x 36",

TOILET ROOM ACCESSORIES SUPPLIED BY OWNER, INSTALLED BY CONTRACTOR:
- TOILET TISSUE HOLDER
- SOAP DISPENSER
- SANITIZER DISPENSER
- PAPER TOWEL DISPENSER
- TRASH CAN

PAINT: SHERWIN WILLIAMS, EMERALD INTERIOR ACRYLIC LATEX, SATIN FINISH

DRAWING: G003

JOB No: C177-02367

CCCMH - GROUP HOMES
BATHROOM RENOVATIONS

DRAWN: MEL DATE: 03/15/2023

U.P. ENGINEERS & ARCHITECTS, INC.
UPEA ENGINEERS & ARCHITECTS
Houghton Iron Mountain Ishpeming
Sault Ste. Marie Marinette

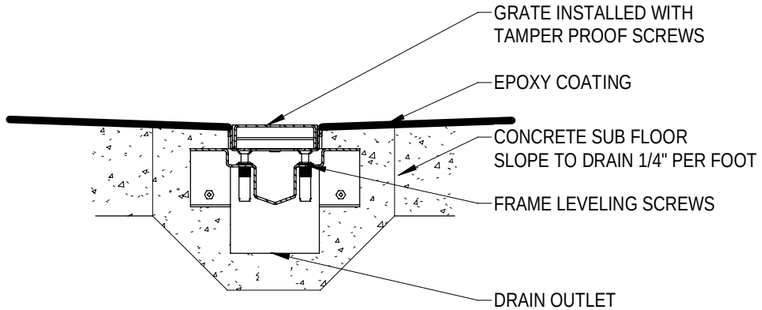

2 G004 FLOOR DRAIN DETAIL
3" = 1'-0"

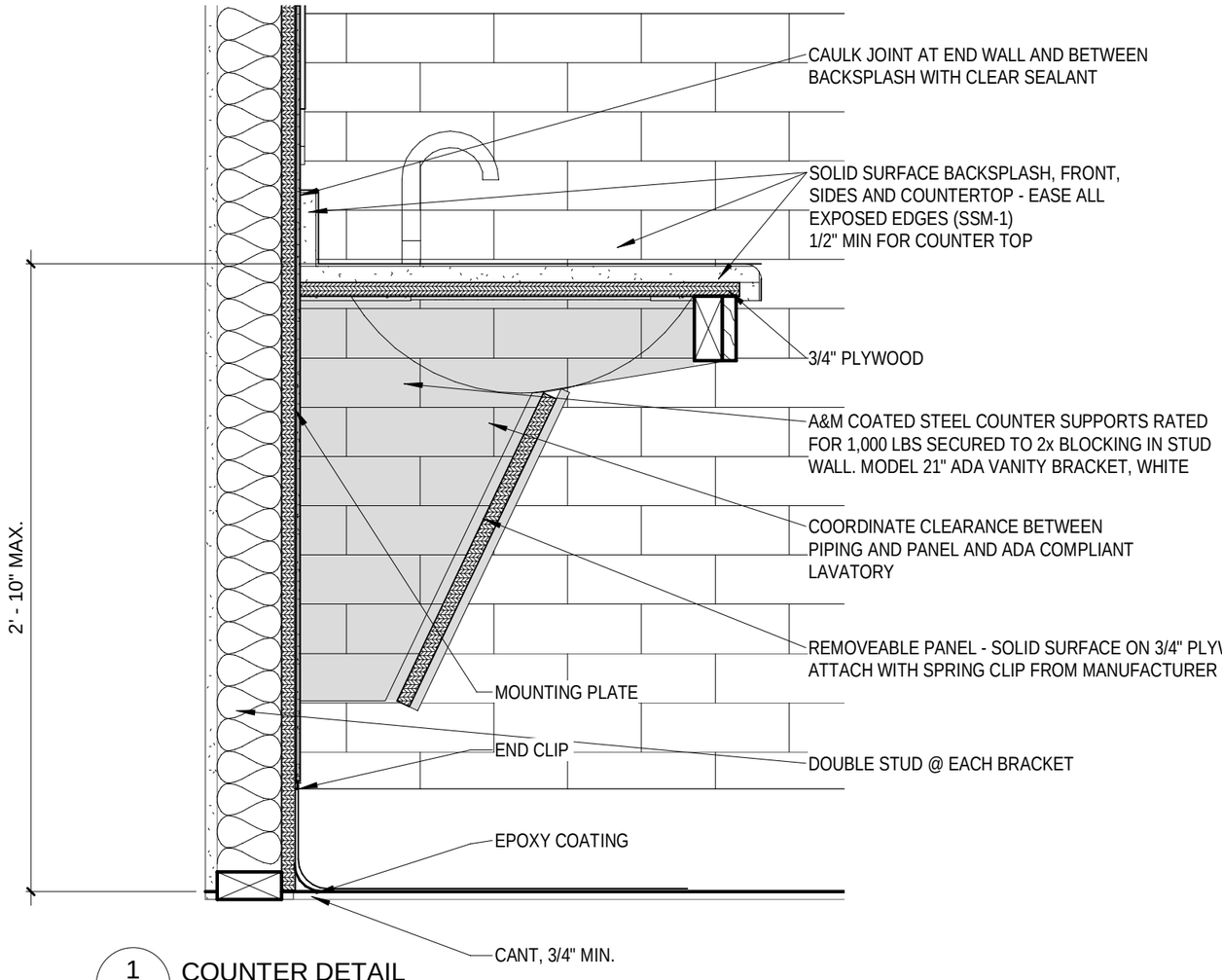

1 G004 COUNTER DETAIL
1 1/2" = 1'-0"

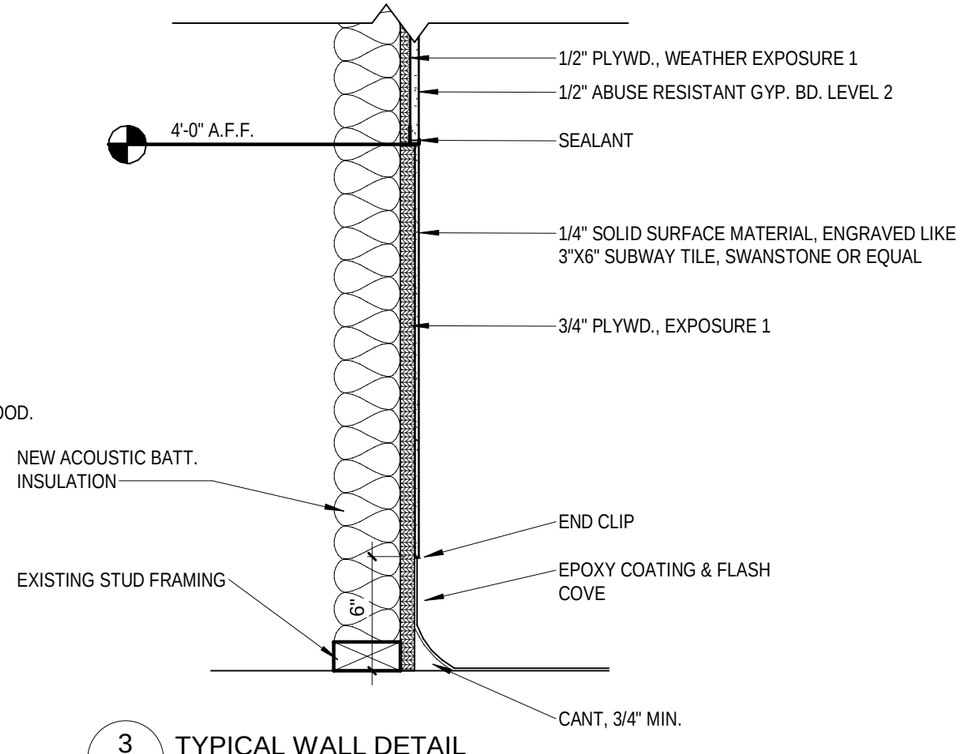

3 G004 TYPICAL WALL DETAIL
1 1/2" = 1'-0"

CCCMH - GROUP HOMES
BATHROOM RENOVATIONS

DRAWN: MEL | DATE: 03/15/2023

JOB No: C177-02367

DRAWING: G004

U.P. ENGINEERS & ARCHITECTS, INC.
Houghton Iron Mountain Ishpeming
Sault Ste. Marie Marinette





8 A101 PH BATH 1 - EXISTING PHOTOS
NTS

OPTION A

BLUE COLOR SCHEME

EPOXY FLOORING:	MARINA QB-1019
WALL PROTECTION	CARRERA 221
PAINT:	SW6497 BLUE HORIZON

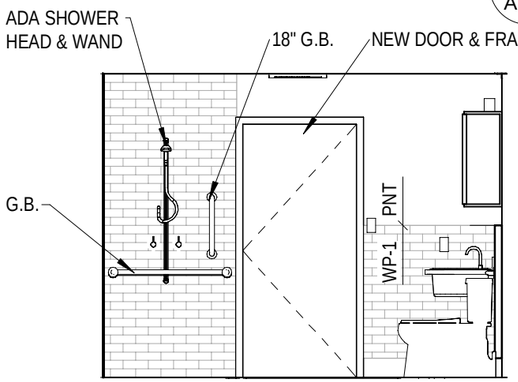

4 A101 NORTH ELEVATION
1/4" = 1'-0"

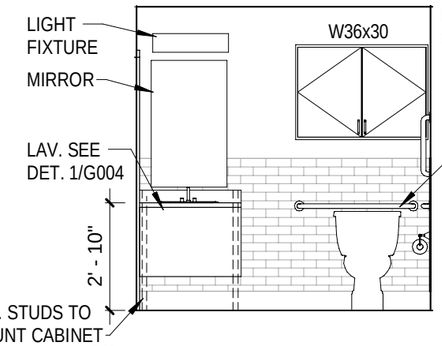

5 A101 EAST ELEVATION
1/4" = 1'-0"

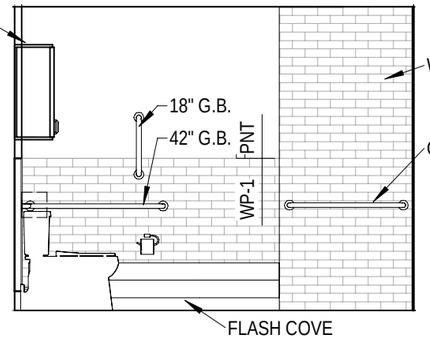

6 A101 SOUTH ELEVATION
1/4" = 1'-0"

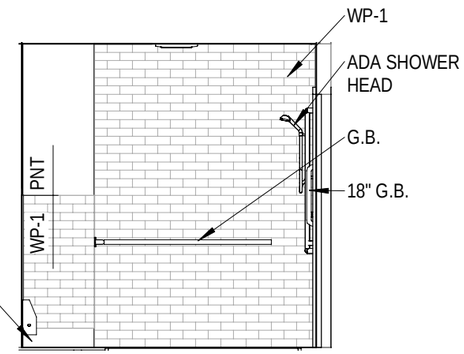

12/14/2022

7 A101 WEST ELEVATION
1/4" = 1'-0"

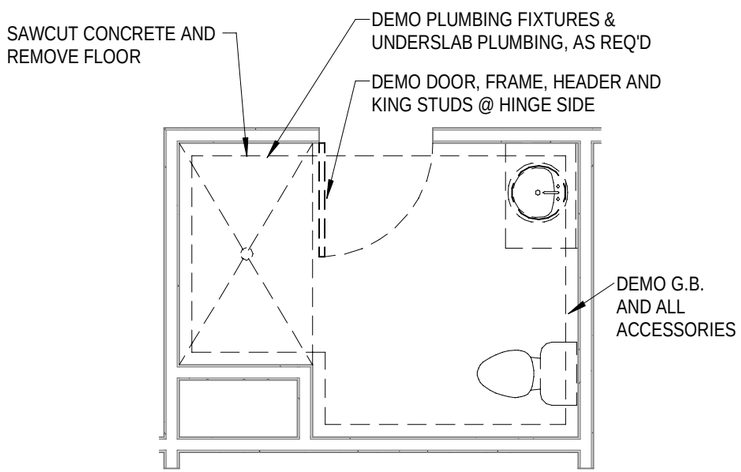

2 A101 PH BATH 1- DEMO
1/4" = 1'-0"

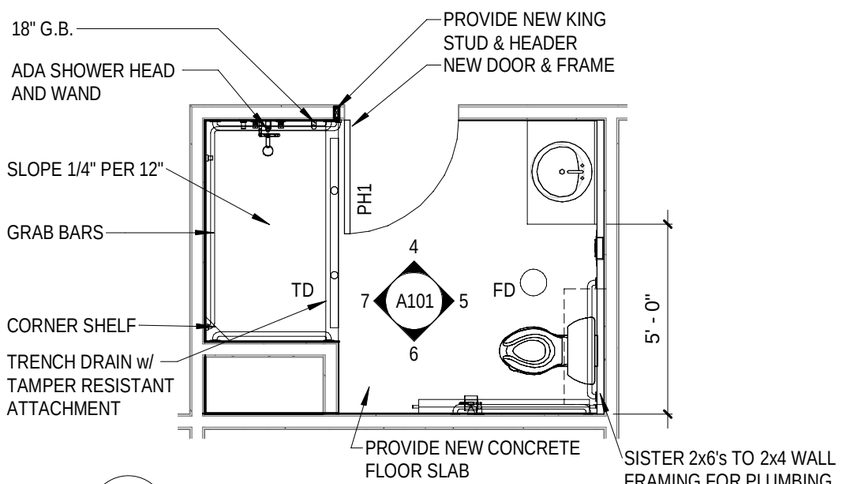

3 A101 PH BATH 1 - PROPOSED
1/4" = 1'-0"

LOCATION KEY

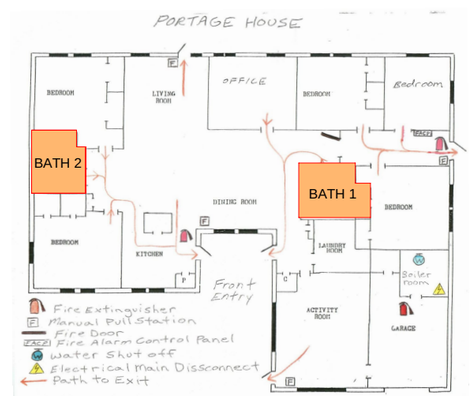

PORTAGE HOUSE BATH 1

CCCMH - GROUP HOMES
BATHROOM RENOVATIONS

DRAWN: MEL | DATE: 03/15/2023 | JOB No: C177-02367 | DRAWING: A101

U.P. ENGINEERS & ARCHITECTS, INC.
UPEA ENGINEERS & ARCHITECTS
Houghton Iron Mountain Ishpeming
Sault Ste. Marie Marinette

6 A102 PORTAGE HOUSE - BATH 2 - EXISTING
NTS

OPTION A

BLUE COLOR SCHEME

EPOXY FLOORING:	MARINA QB-1019
WALL PROTECTION	CARRERA 221
PAINT:	SW6497 BLUE HORIZON

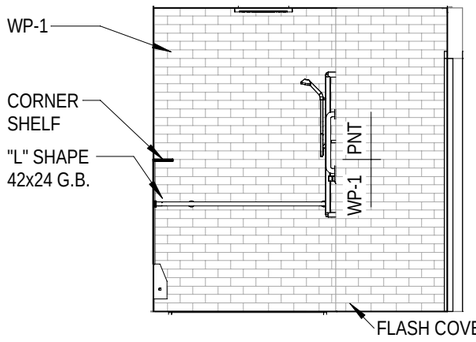

3 A102 NORTH ELEVATION
1/4" = 1'-0"

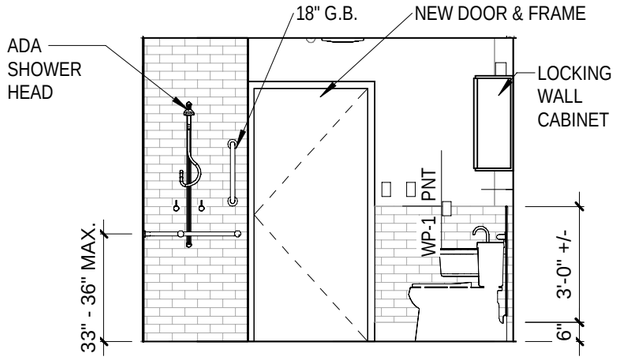

4 A102 EAST ELEVATION
1/4" = 1'-0"

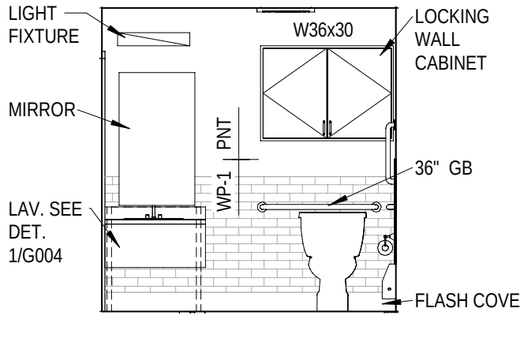

5 A102 SOUTH ELEVATION
1/4" = 1'-0"

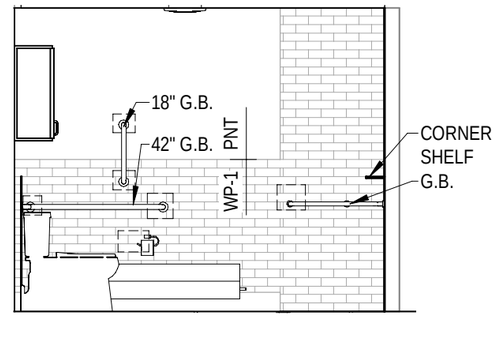

8 A102 WEST ELEVATION
1/4" = 1'-0"

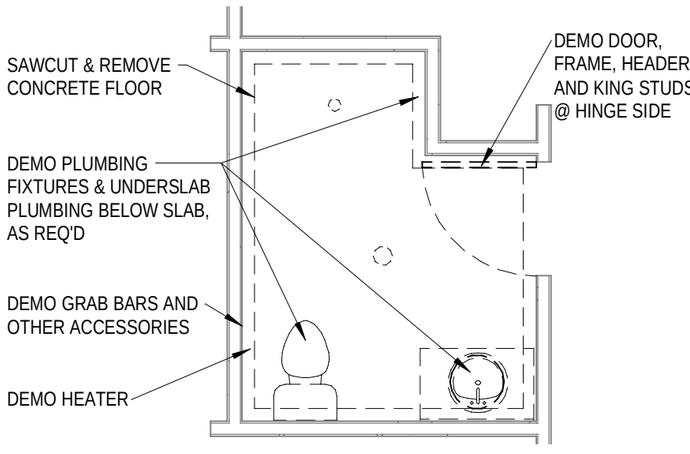

1 A102 PH BATH 2 - DEMO
1/4" = 1'-0"

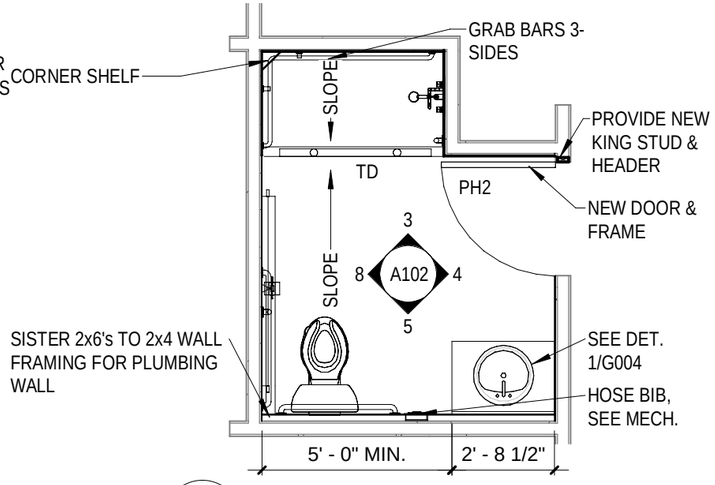

2 A102 PH BATH 2 - PROPOSED
1/4" = 1'-0"

LOCATION KEY

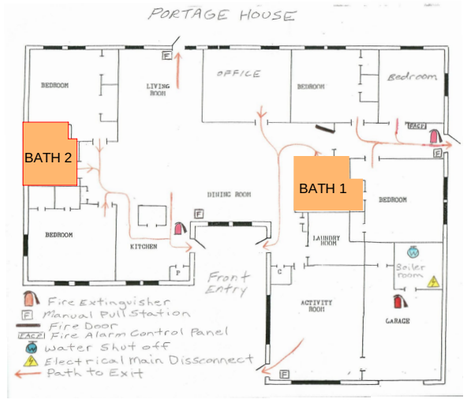

PORTAGE HOUSE BATH 2

CCCMH - GROUP HOMES
BATHROOM RENOVATIONS

DRAWING: A102
JOB No: C177-02367
DATE: 03/15/2023
DRAWN: MEL

U.P. ENGINEERS & ARCHITECTS, INC.
UPEA ENGINEERS & ARCHITECTS
Houghton Iron Mountain Ishpeming
Sault Ste. Marie Marinette









8 A201 AH BATH 1 - EXISTING PHOTOS
NTS

OPTION C

WARM WHITE COLOR SCHEME

EPOXY FLOORING:	QUICKSAND QB-1006
WALL PROTECTION	BIRCH 226
PAINT:	SW7012 CREAMY

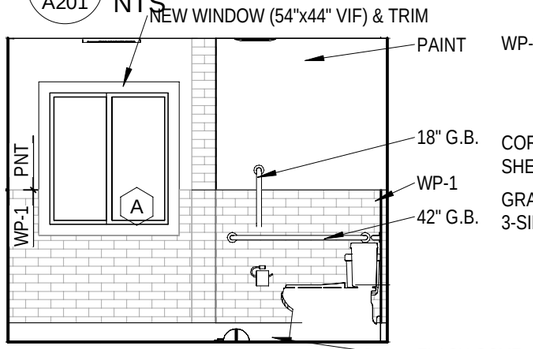

4 A201 NORTH ELEVATION
1/4" = 1'-0"

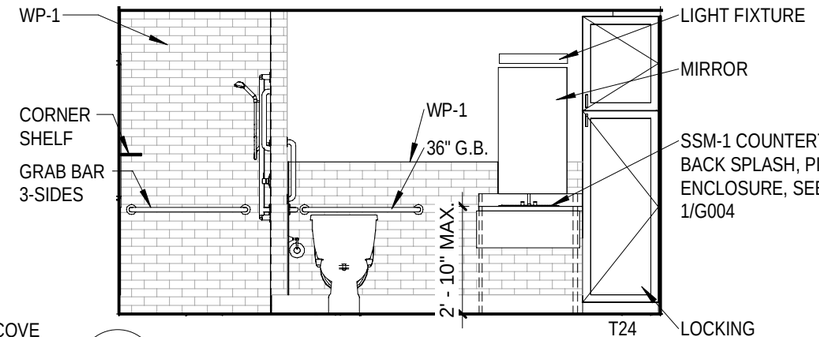

5 A201 EAST ELEVATION
1/4" = 1'-0"

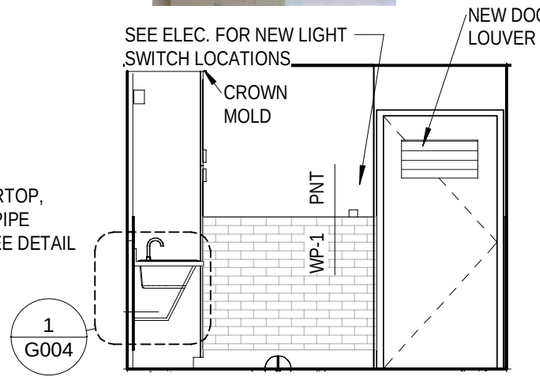

1 G004

6 A201 SOUTH ELEVATION
1/4" = 1'-0"

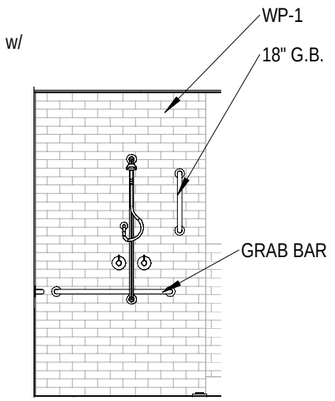

7 A201 AH SHOWER ELEV.
1/4" = 1'-0"

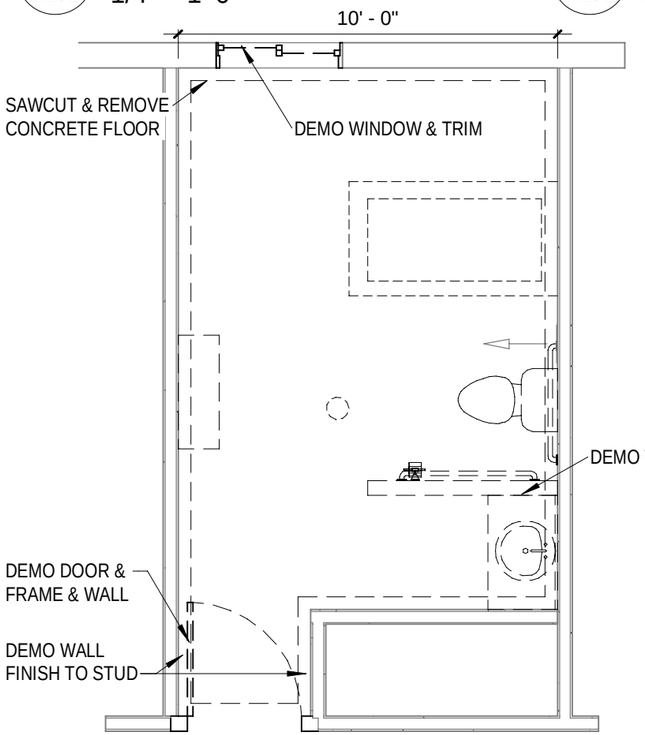

2 A201 AH BATH 1 - DEMO
1/4" = 1'-0"

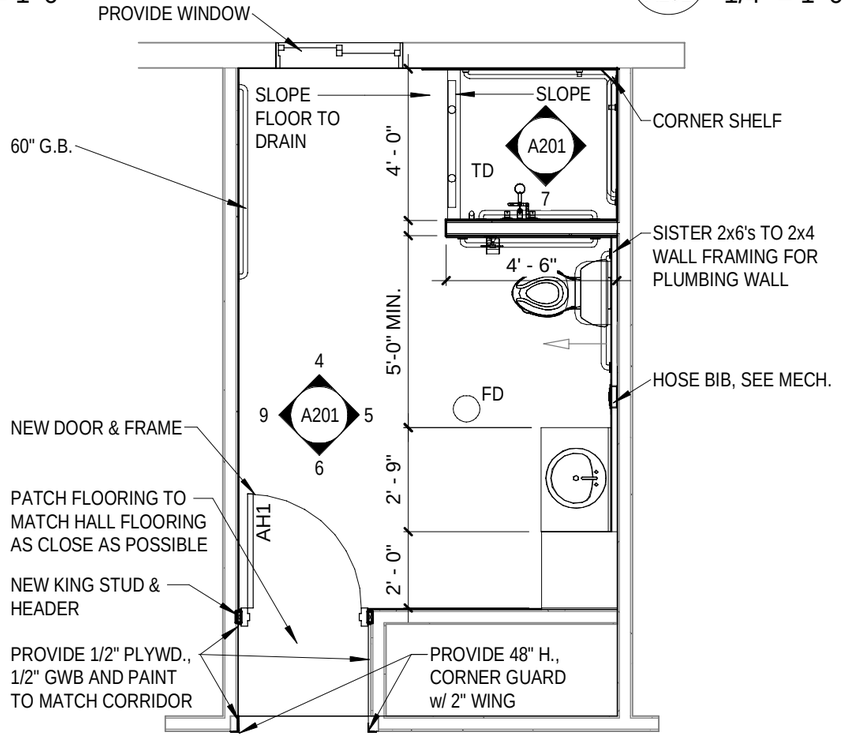

3 A201 AH BATH 1 - PROPOSED
1/4" = 1'-0"

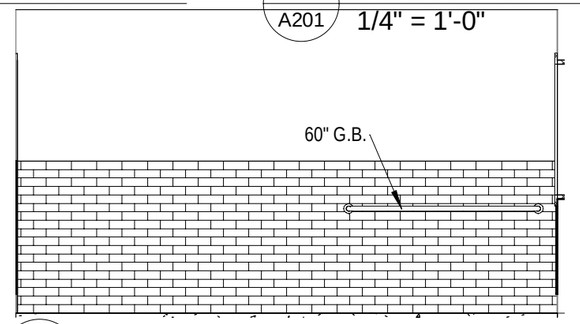

9 A201 AH BATH 1 - W
1/4" = 1'-0"

LOCATION KEY

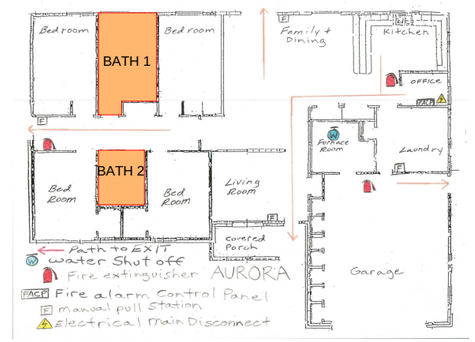

AURORA HOUSE
BATH 1

CCCMH - GROUP HOMES
BATHROOM RENOVATIONS

DRAWING: A201
JOB No: C177-02367
DATE: 03/15/2023
DRAWN: MEL

U.P. ENGINEERS & ARCHITECTS, INC.
Houghton Iron Mountain Ishpeming
Sault Ste. Marie Marinette
UPEA ENGINEERS & ARCHITECTS

OPTION B

WHITE COLOR SCHEME

EPOXY FLOORING:	CRYSTAL QB-1001
WALL PROTECTION	TAHITI WHITE 011
PAINT:	SW7008 ALABASTER

7 / A202 — AH - BATH 2 - EXISTING PHOTOS
NTS

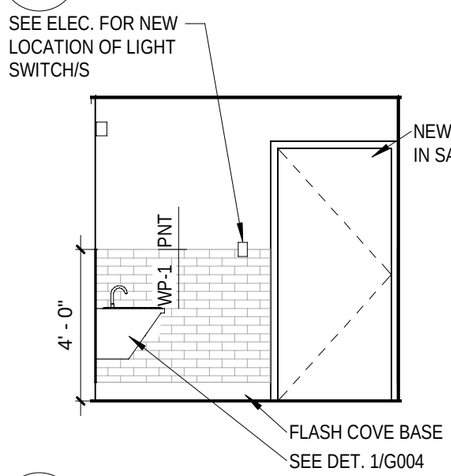

3 / A202 — NORTH ELEVATION
1/4" = 1'-0"

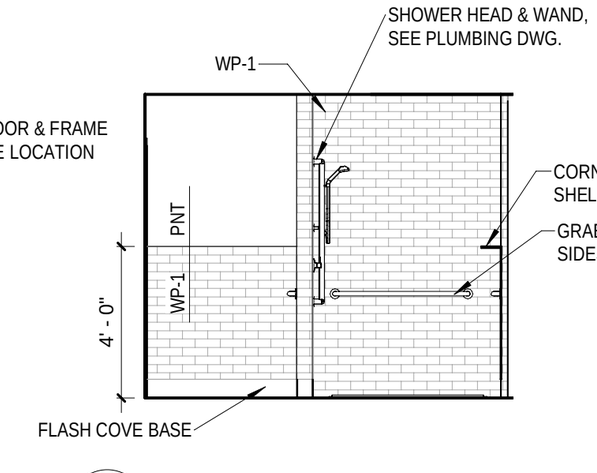

4 / A202 — EAST ELEVATION
1/4" = 1'-0"

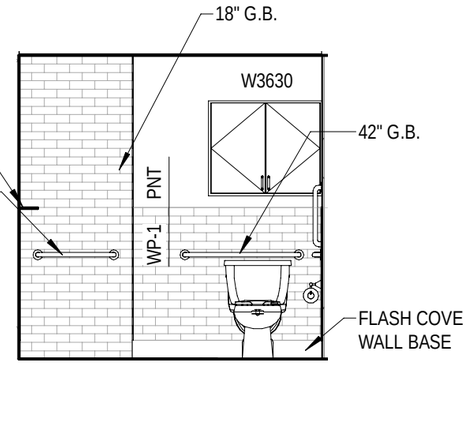

5 / A202 — SOUTH ELEVATION
1/4" = 1'-0"

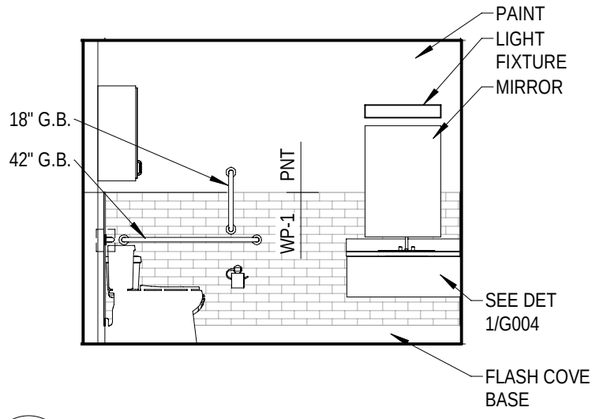

6 / A202 — WEST ELEVATION
1/4" = 1'-0"

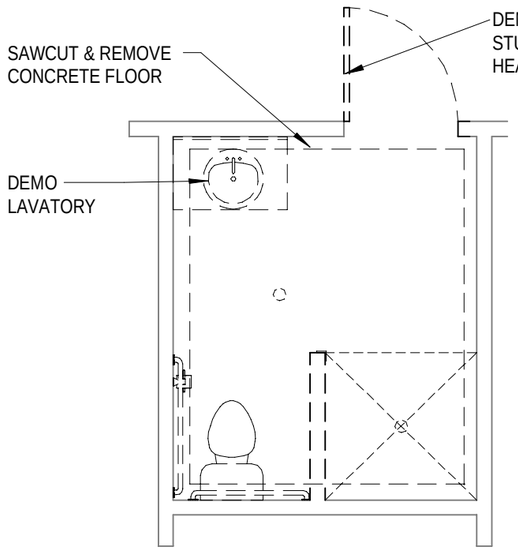

1 / A202 — AH BATH 2 - DEMO
1/4" = 1'-0"

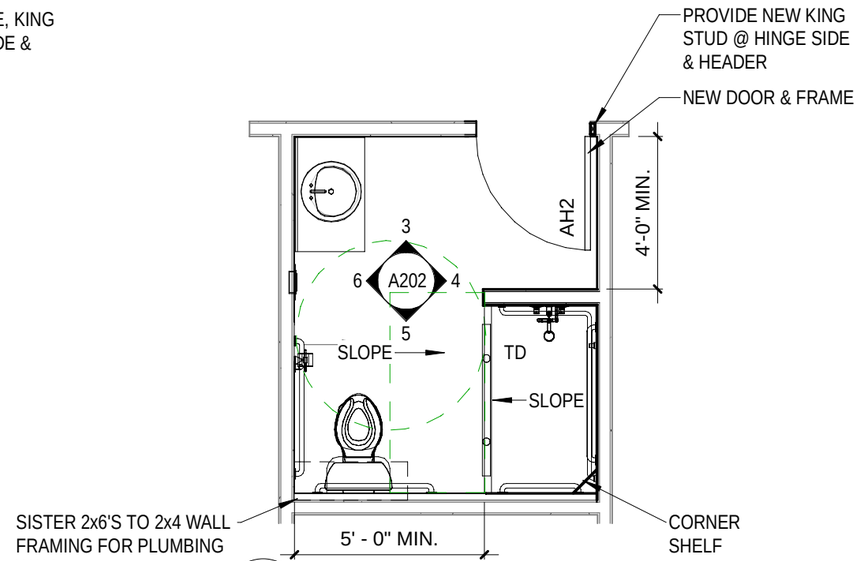

2 / A202 — AH BATH 2 -PROPOSED
1/4" = 1'-0"

LOCATION KEY

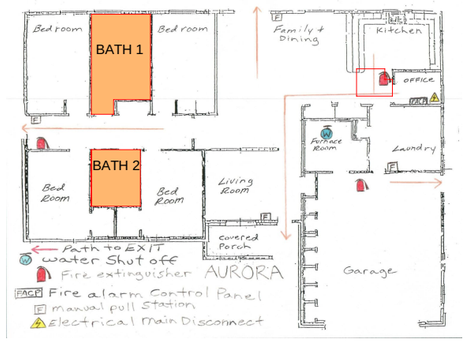

AURORA HOUSE
BATH 2

CCCMH - GROUP HOMES
BATHROOM RENOVATIONS

DRAWN: MEL | DATE: 03/15/2023 | JOB No: C177-02367 | DRAWING: A202

U.P. ENGINEERS & ARCHITECTS, INC.
UPEA ENGINEERS & ARCHITECTS
Houghton Iron Mountain Ishpeming
Sault Ste. Marie Marinette





OPTION D

LIGHT GRAY COLOR SCHEME

EPOXY FLOORING:	MATRIX QB-1009
WALL PROTECTION	ASH GRAY 203
PAINT:	SW6511 SNOWDROP

8 / A301 STEPPING STONE BATH 1 EXISTING
NTS

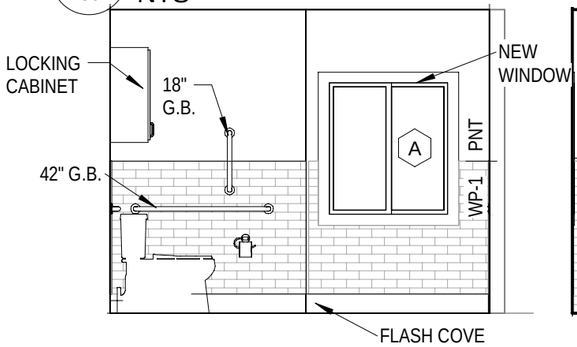

4 / A301 NORTH ELEVATION
1/4" = 1'-0"

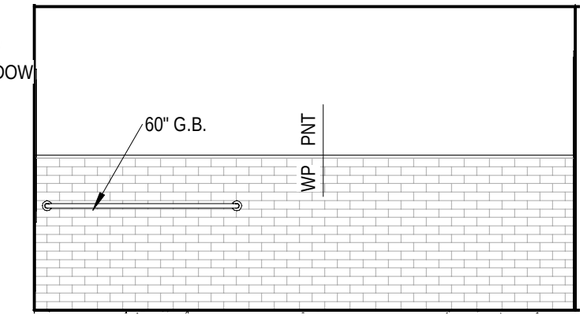

5 / A301 EAST ELEVATION
1/4" = 1'-0"

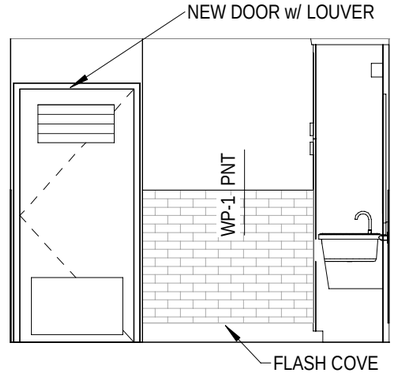

6 / A301 SOUTH ELEVATION
1/4" = 1'-0"

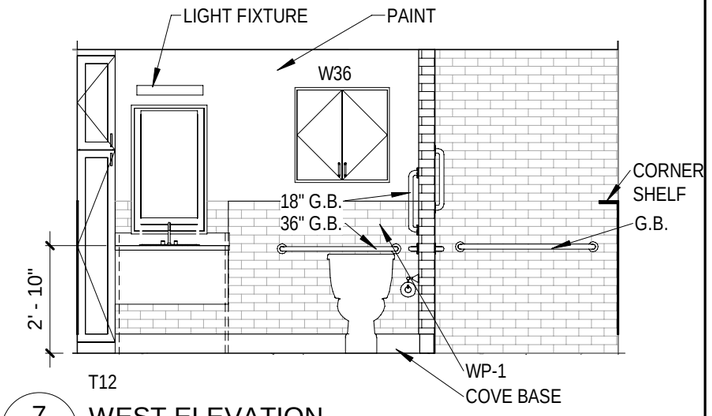

7 / A301 WEST ELEVATION
1/4" = 1'-0"

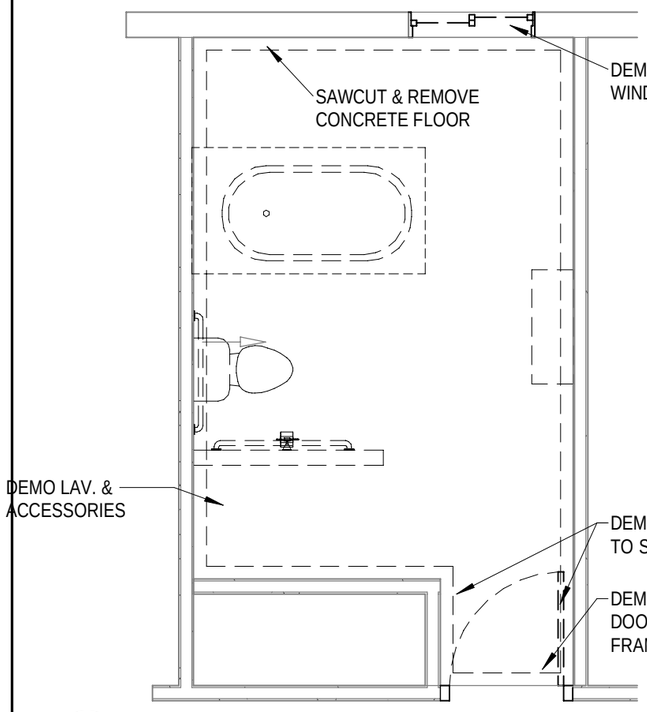

2 / A301 SS BATH 1 - DEMO
1/4" = 1'-0"

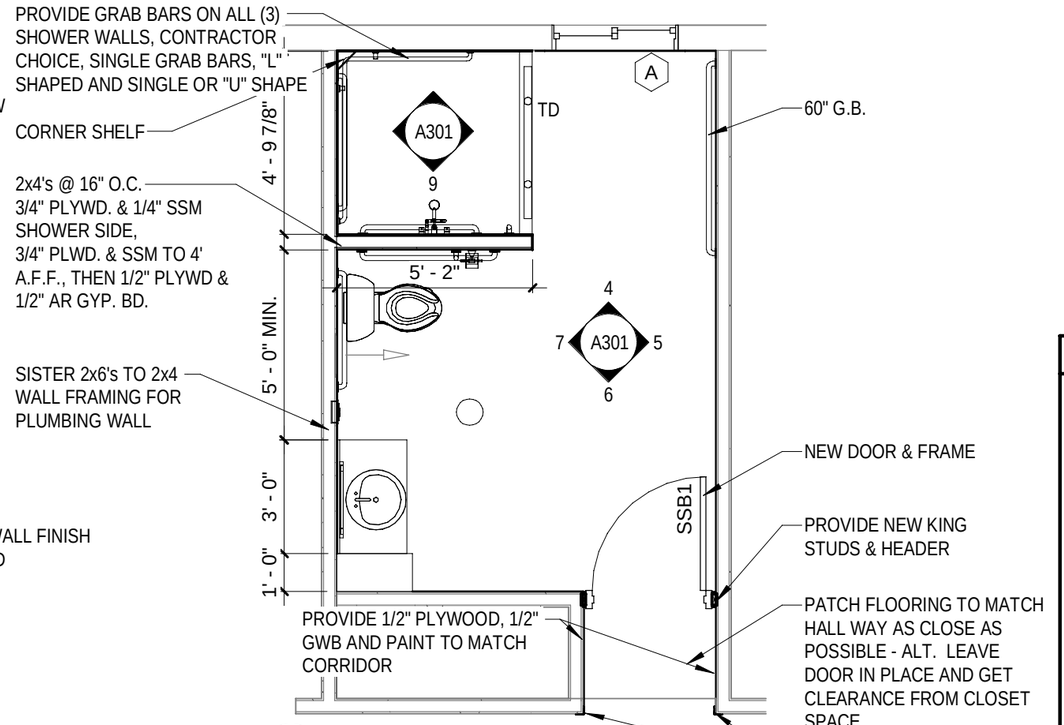

3 / A301 SS BATH 1 - PROPOSED
1/4" = 1'-0"

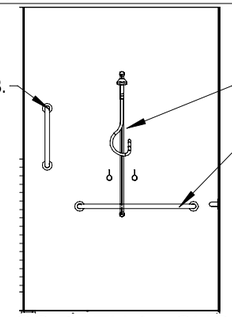

9 / A301 SS BATH 1 - SHOWER
1/4" = 1'-0"

LOCATION KEY

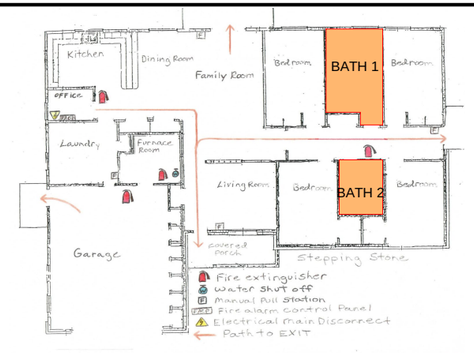

STEPPING STONE BATH 1

CCCMH - GROUP HOMES
BATHROOM RENOVATIONS

DRAWING: A301
JOB No: C177-02367
DATE: 03/15/2023
DRAWN: MEL

U.P. ENGINEERS & ARCHITECTS, INC.
UPEA ENGINEERS & ARCHITECTS
Houghton Iron Mountain Ishpeming
Sault Ste. Marie Marinette





8 A302 SS BATH 2 - EXISTING PHOTOS
NTS

OPTION A

BLUE COLOR SCHEME

EPOXY FLOORING: MARINA QB-1019

WALL PROTECTION CARRERA 221

PAINT: SW6497 BLUE HORIZON

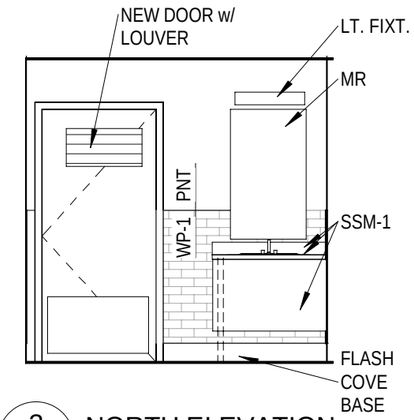

3 A302 NORTH ELEVATION
1/4" = 1'-0"

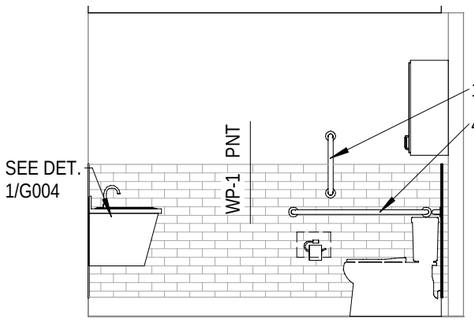

4 A302 EAST ELEVATION
1/4" = 1'-0"

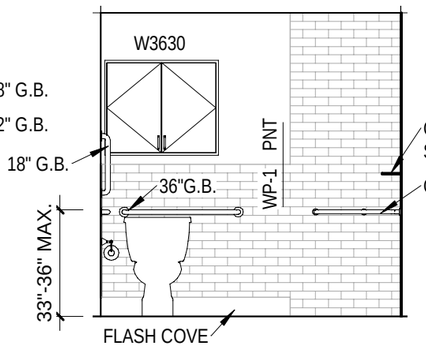

5 A302 SOUTH ELEVATION
1/4" = 1'-0"

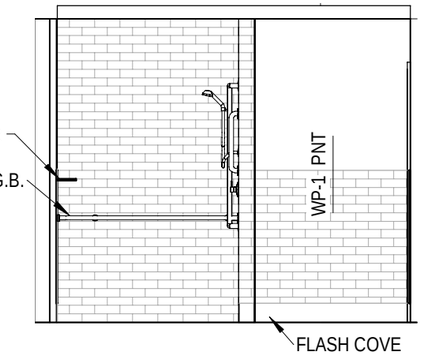

6 A302 WEST ELEVATION
1/4" = 1'-0"

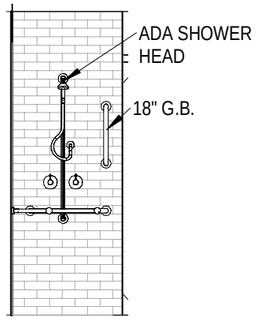

9 A302 SHOWER - NORTH
1/4" = 1'-0"

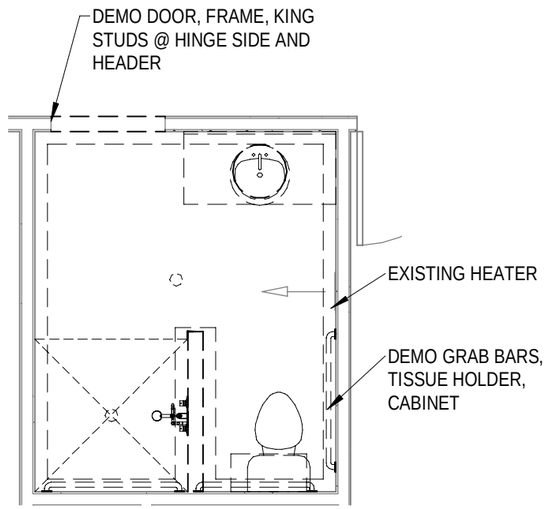

1 A302 STEPPING STONE BATH 2 - DEMO
1/4" = 1'-0"

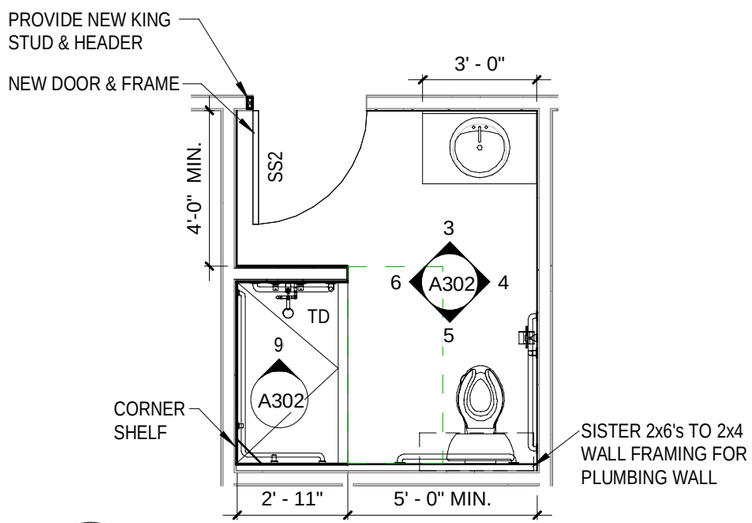

2 A302 STEPPING STONE BATH 2 - PROPOSED
1/4" = 1'-0"

LOCATION KEY

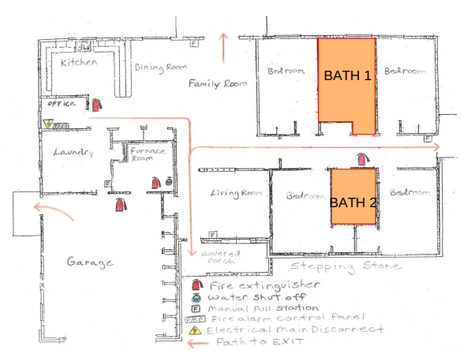

STEPPING STONE HOUSE
BATH 2

CCCMH - GROUP HOMES
BATHROOM RENOVATIONS

DRAWING: A302
JOB No: C177-02367
DATE: 03/15/2023
DRAWN: MEL

U.P. ENGINEERS & ARCHITECTS, INC.
UPEA ENGINEERS & ARCHITECTS
Houghton Iron Mountain Ishpeming
Sault Ste. Marie Marinette



8 A401 WH-B1 EXISTING PHOTOS
NTS

OPTION C

WARM WHITE COLOR SCHEME

EPOXY FLOORING:	QUICKSAND QB-1006
WALL PROTECTION	BIRCH 226
PAINT:	SW7012 CREAMY

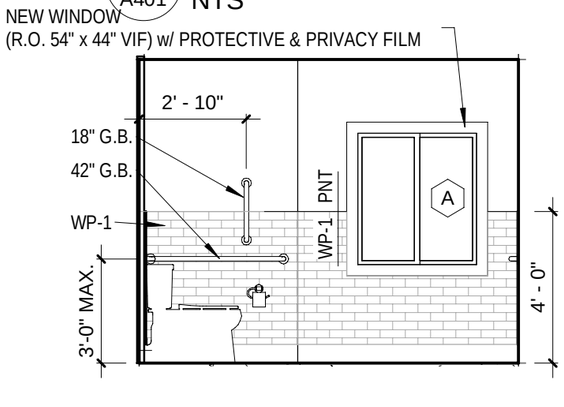

4 A401 NORTH ELEVATION
1/4" = 1'-0"

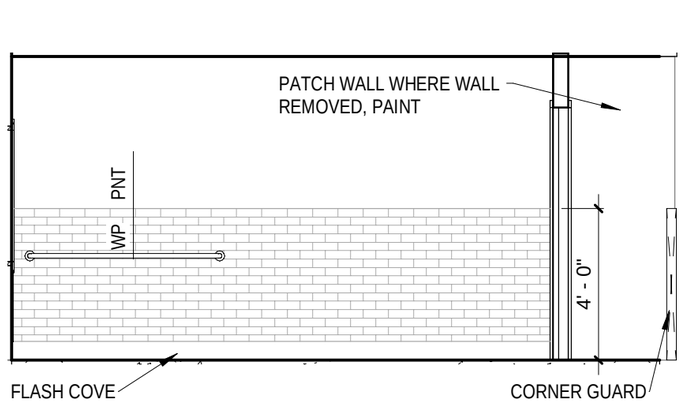

5 A401 EAST ELEVATION
1/4" = 1'-0"

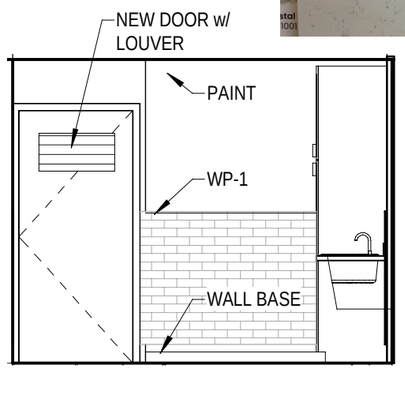

6 A401 SOUTH ELEVATION
1/4" = 1'-0"

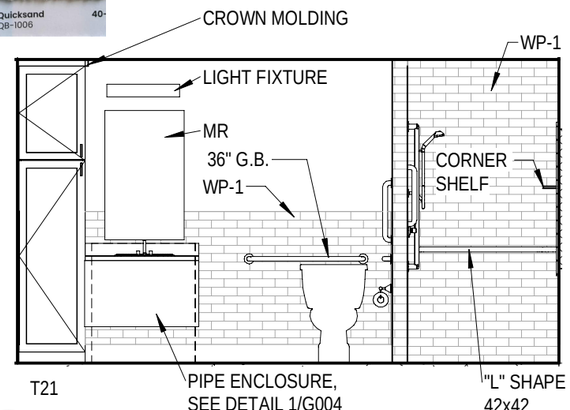

7 A401 WEST ELEVATION
1/4" = 1'-0"

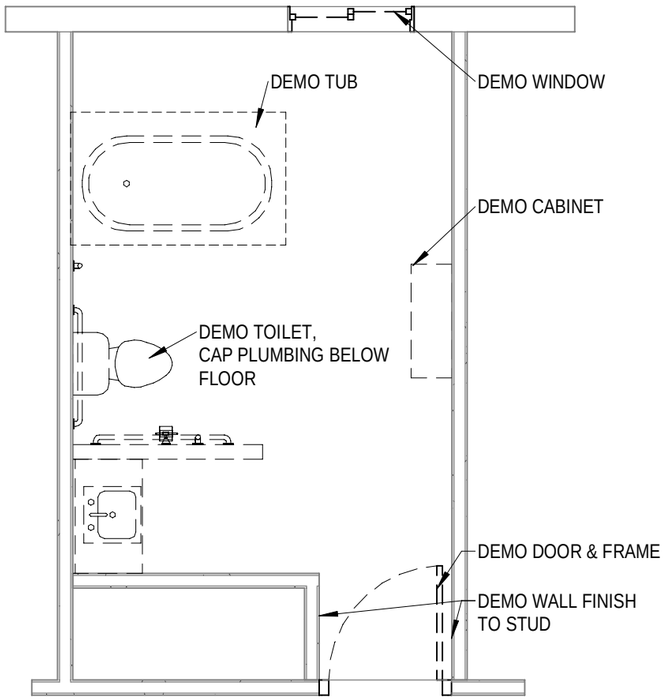

2 A401 WH BATH 1 - DEMO
1/4" = 1'-0"

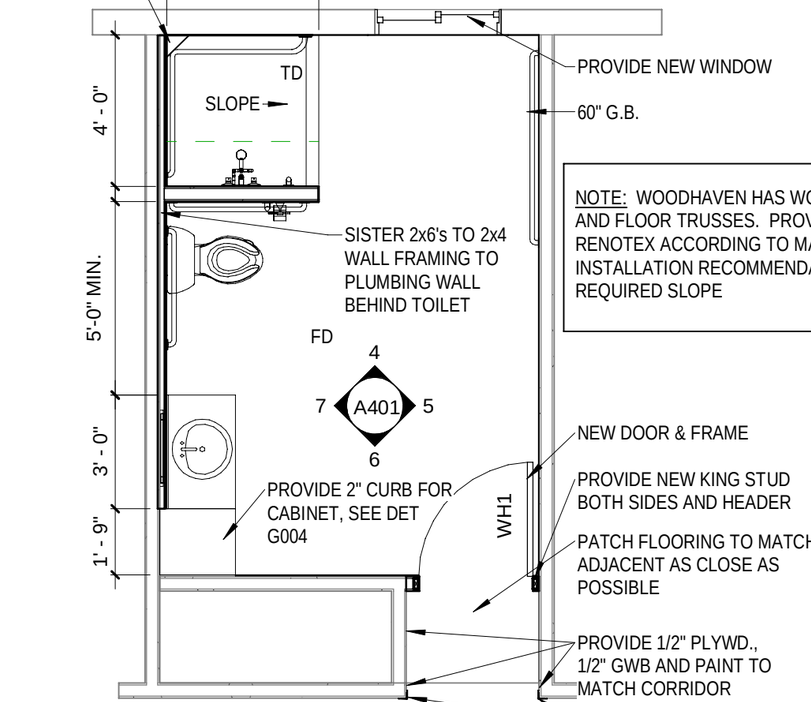

3 A401 WH BATH 1 - PROPOSED
1/4" = 1'-0"

NOTE: WOODHAVEN HAS WOOD SUB-FLOOR AND FLOOR TRUSSES. PROVIDE SCHONOX RENOTEX ACCORDING TO MANUFACTURER INSTALLATION RECOMMENDATIONS FOR REQUIRED SLOPE

LOCATION KEY

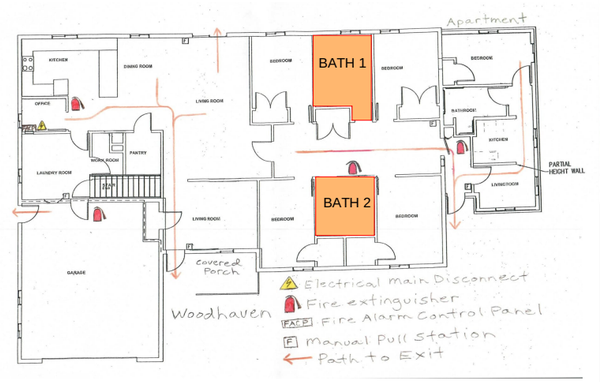

WOODHAVEN
BATH 1

CCCMH - GROUP HOMES
BATHROOM RENOVATIONS

DRAWN: MEL | DATE: 03/15/2023

JOB No: C177-02367

DRAWING: A401

U.P. ENGINEERS & ARCHITECTS, INC.
UPEA ENGINEERS & ARCHITECTS
Houghton Iron Mountain Ishpeming
Sault Ste. Marie Marinette

8 A402 WH-B2 EXISTING PHOTOS
NTS

OPTION B

WHITE COLOR SCHEME

EPOXY FLOORING:	CRYSTAL QB-1001
WALL PROTECTION	TAHITI WHITE 011
PAINT:	SW7008 ALABASTER

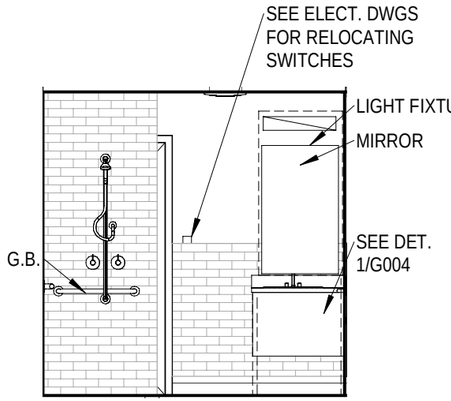

3 A402 NORTH ELEVATION
1/4" = 1'-0"

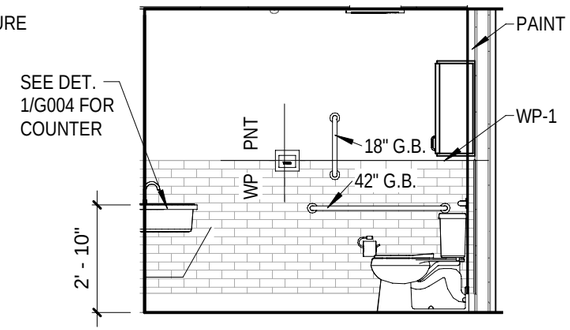

4 A402 EAST ELEVATION
1/4" = 1'-0"

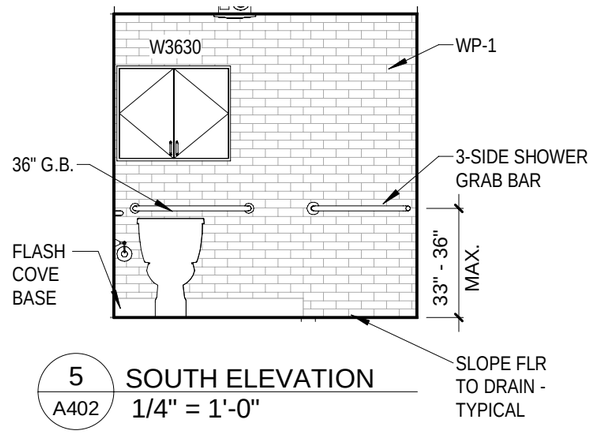

5 A402 SOUTH ELEVATION
1/4" = 1'-0"

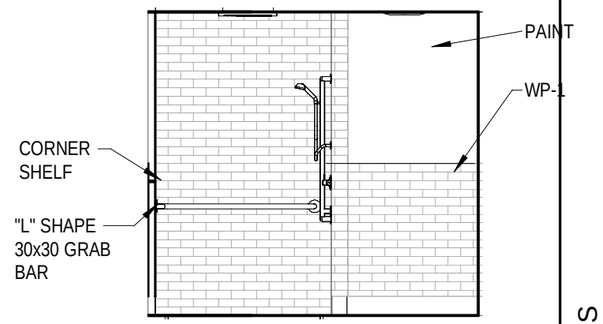

6 A402 WEST ELEVATION
1/4" = 1'-0"

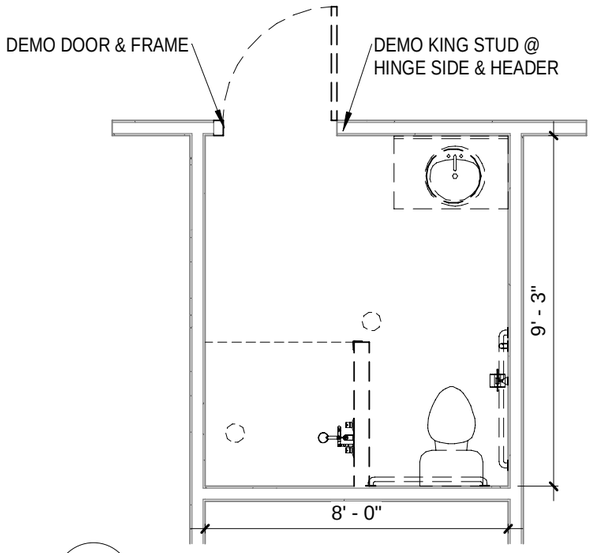

1 A402 WH BATH 2 - DEMO
1/4" = 1'-0"

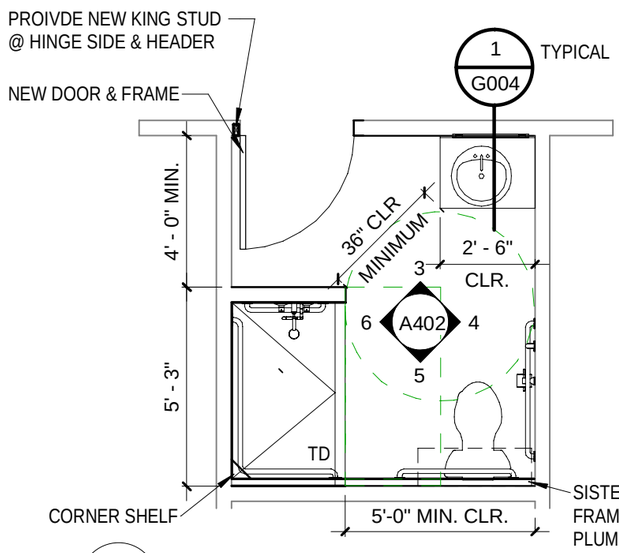

2 A402 WH BATH 2 - PROPOSED
1/4" = 1'-0"

NOTE: WOODHAVEN HAS WOOD SUB-FLOOR AND FLOOR TRUSSES. PROVIDE SCHONOX RENOTEX ACCORDING TO MANUFACTURER INSTALLATION RECOMMENDATIONS. PROVIDE FLUID UNDERLAYMENT BY SCHONOX FOR REQUIRED SLOPE

LOCATION KEY

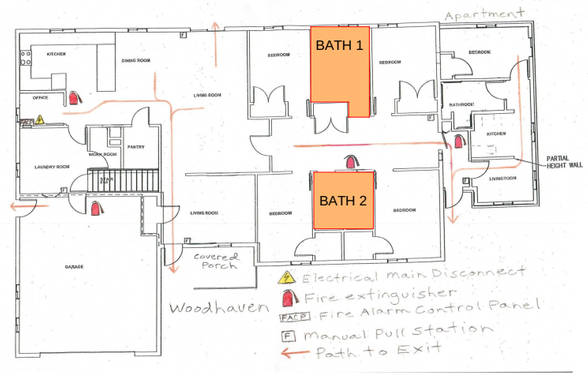

WOODHAVEN
BATH 2

CCCMH - GROUP HOMES
BATHROOM RENOVATIONS

DRAWING: A402
JOB No: C177-02367
DATE: 03/15/2023
DRAWN: MEL

U.P. ENGINEERS & ARCHITECTS, INC.
UPEA ENGINEERS & ARCHITECTS
Houghton Iron Mountain Ishpeming
Sault Ste. Marie Marinette



OPTION A

BLUE COLOR SCHEME

EPOXY FLOORING:	MARINA QB-1019
WALL PROTECTION	CARRERA 221
PAINT:	SW6497 BLUE HORIZON

4 / A501 SH BATH I - EXISTING PHOTOS
NTS

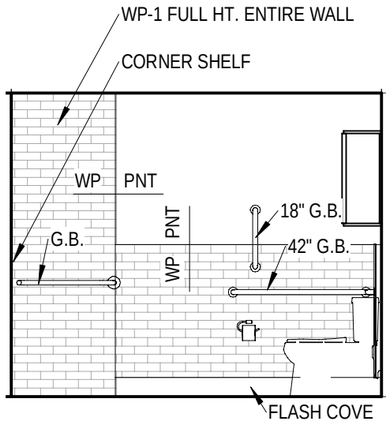

5 / A501 NORTH ELEVATION
1/4" = 1'-0"

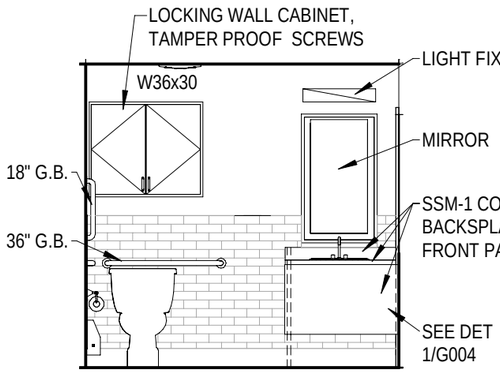

6 / A501 EAST ELEVATION
1/4" = 1'-0"

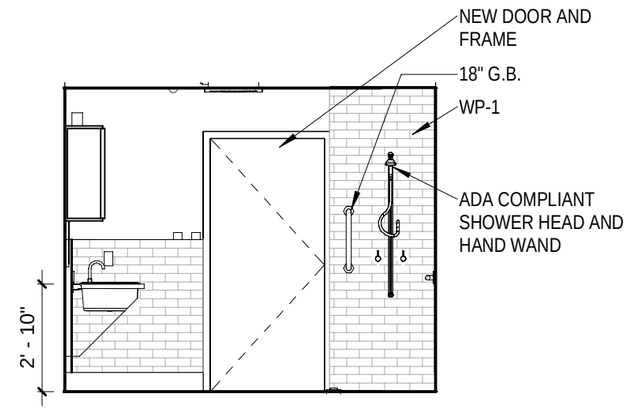

7 / A501 SOUTH ELEVATION
1/4" = 1'-0"

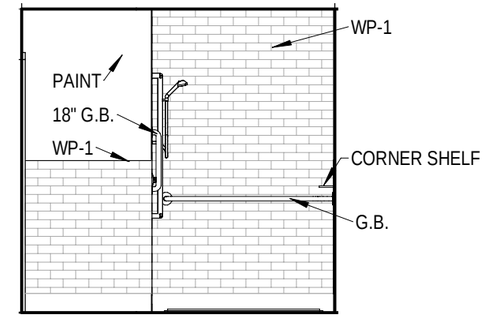

8 / A501 WEST ELEVATION
1/4" = 1'-0"

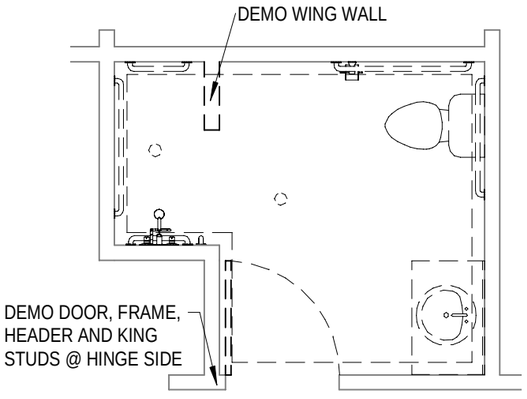

2 / A501 SH BATH 1 - DEMO
1/4" = 1'-0"

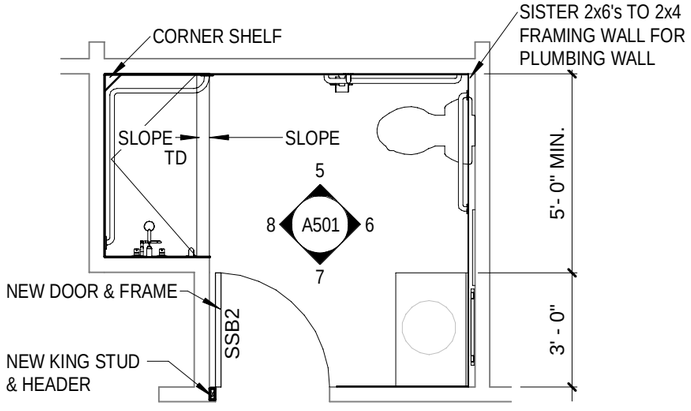

3 / A501 SH BATH 1 - PROPOSED
1/4" = 1'-0"

LOCATION KEY

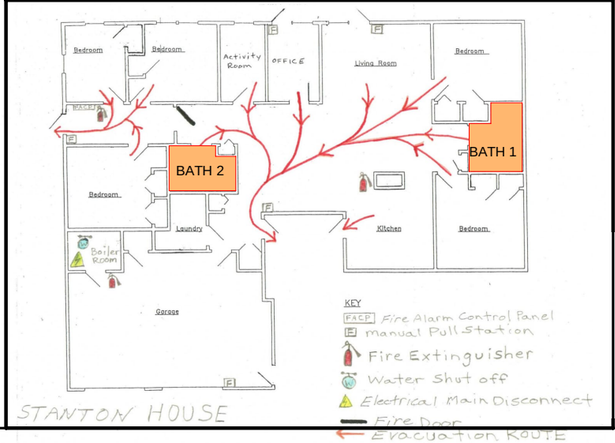

STANTON HOUSE
BATH 1

CCCMH - GROUP HOMES
BATHROOM RENOVATIONS

DRAWN: MEL | DATE: 03/15/2023 | JOB No: C177-02367 | DRAWING: A501

U.P. ENGINEERS & ARCHITECTS, INC.
Houghton Iron Mountain Ishpeming
Sault Ste. Marie Marinette

OPTION C

WARM WHITE COLOR SCHEME

EPOXY FLOORING:	QUICKSAND QB-1006
WALL PROTECTION	BIRCH 226
PAINT:	SW7012 CREAMY

7 / A502 SH BATH 2 - EXISTING PHOTOS
NTS

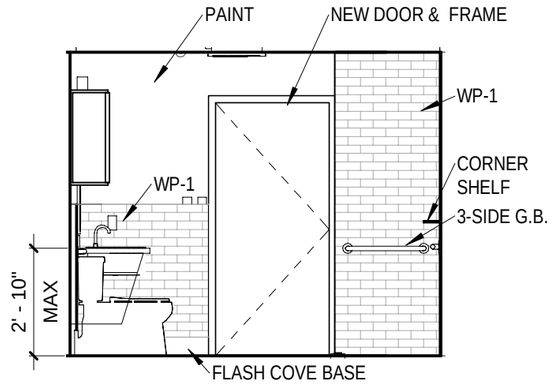

3 / A502 NORTH ELEVATION
1/4" = 1'-0"

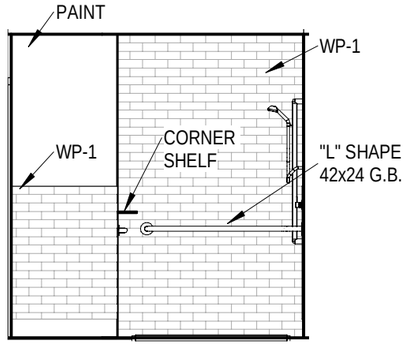

4 / A502 EAST ELEVATION
1/4" = 1'-0"

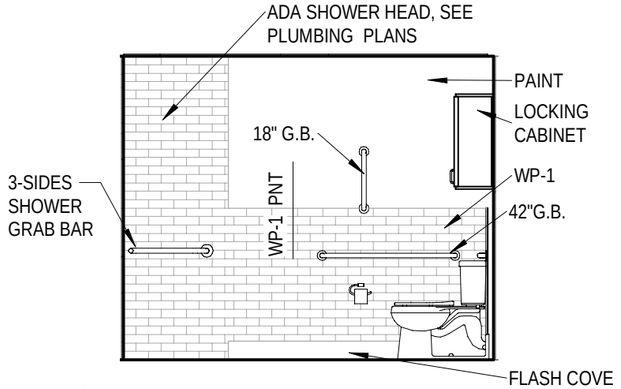

5 / A502 SOUTH ELEVATION
1/4" = 1'-0"

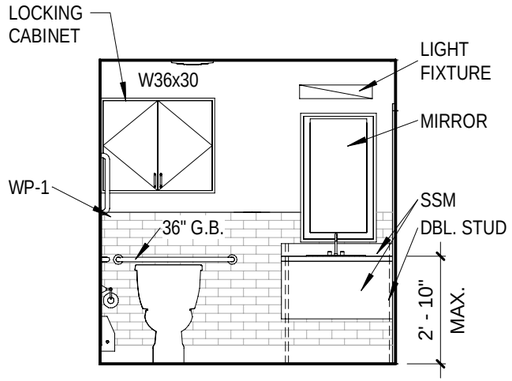

6 / A502 WEST ELEVATION
1/4" = 1'-0"

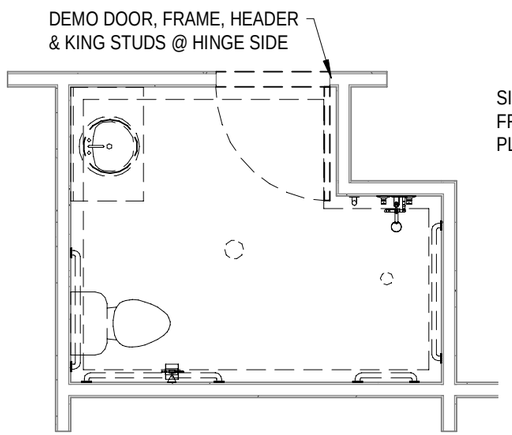

1 / A502 SH BATH 2 - DEMO
1/4" = 1'-0"

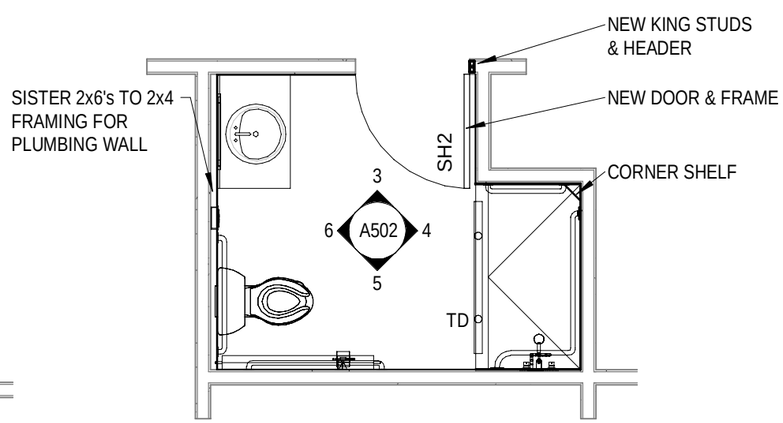

2 / A502 SH BATH 2 - PROPOSED
1/4" = 1'-0"

LOCATION KEY

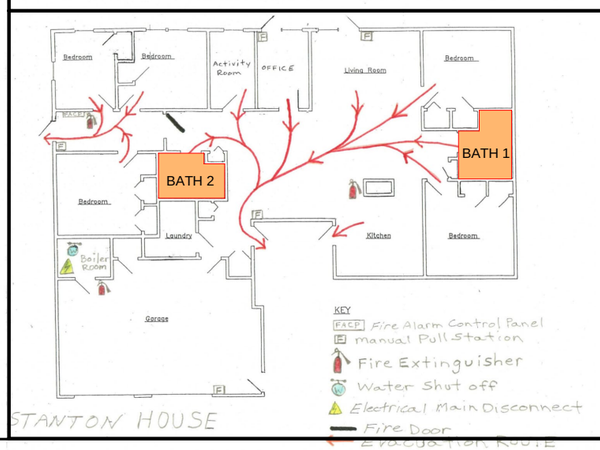

STANTON HOUSE
BATH 2

CCCMH - GROUP HOMES
BATHROOM RENOVATIONS

DRAWING: A502
JOB No: C177-02367
DATE: 03/15/2023
DRAWN: MEL

U.P. ENGINEERS & ARCHITECTS, INC.
Houghton Iron Mountain Ishpeming
Sault Ste. Marie Marinette



OPTION A

BLUE COLOR SCHEME

EPOXY FLOORING:	MARINA QB-1019
WALL PROTECTION	CARRERA 221
PAINT:	SW6497 BLUE HORIZON

8 / A601 AT BATH 1 - EXISTING PHOTOS
NTS

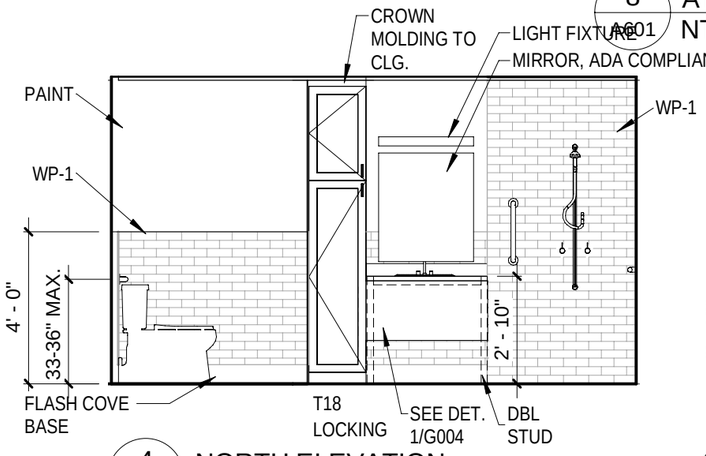

4 / A601 NORTH ELEVATION
1/4" = 1'-0"

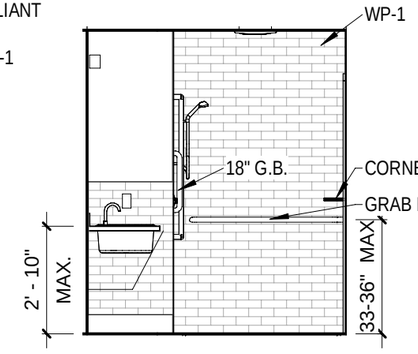

5 / A601 EAST ELEVATION
1/4" = 1'-0"

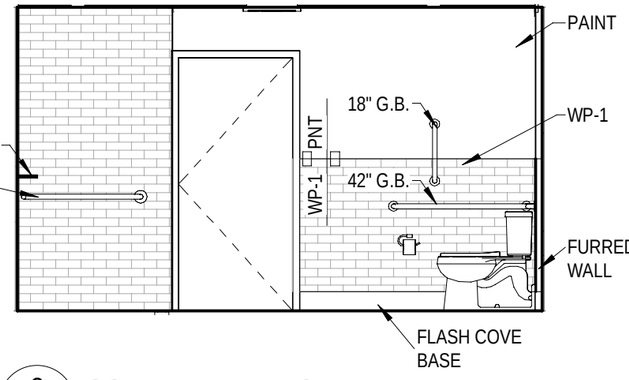

6 / A601 SOUTH ELEVATION
1/4" = 1'-0"

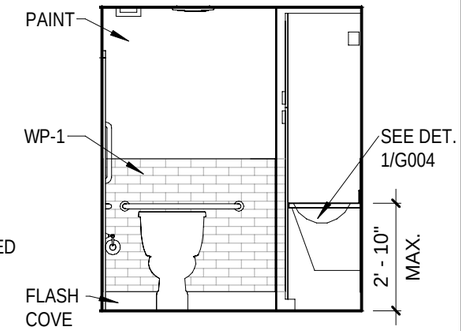

7 / A601 WEST ELEVATION
1/4" = 1'-0"

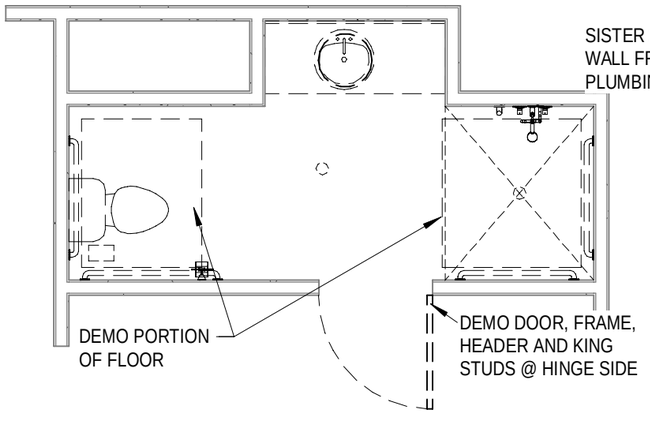

2 / A601 AT HOUSE BATH 1 - DEMO
1/4" = 1'-0"

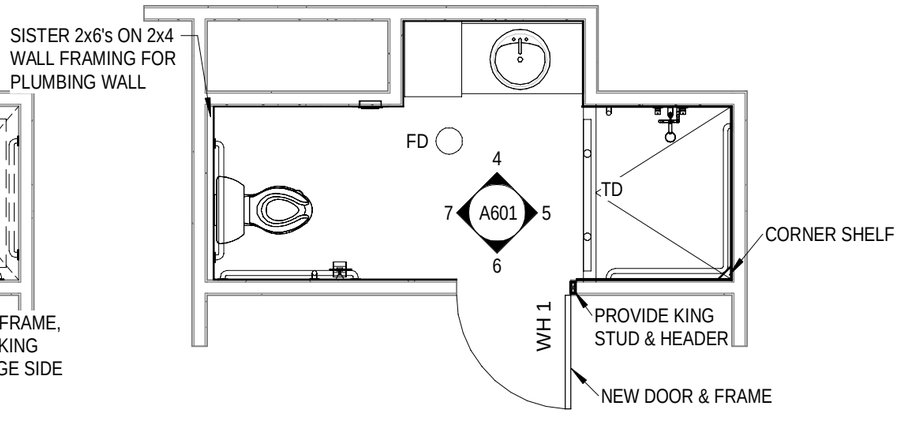

3 / A601 AT HOUSE BATH 1 - PROPOSED
1/4" = 1'-0"

LOCATION KEY

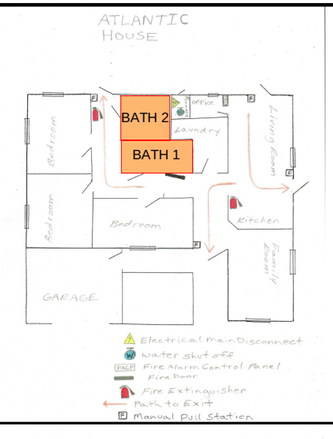

ATLANTIC HOUSE
BATH 1

CCCMH - GROUP HOMES
BATHROOM RENOVATIONS

DRAWING: A601
JOB No: C177-02367
DATE: 03/15/2023
DRAWN: MEL

U.P. ENGINEERS & ARCHITECTS, INC.
UPEA ENGINEERS & ARCHITECTS
Houghton Iron Mountain Ishpeming
Sault Ste. Marie Marinette



OPTION C

WARM WHITE COLOR SCHEME

EPOXY FLOORING:	QUICKSAND QB-1006
WALL PROTECTION	BIRCH 226
PAINT:	SW7012 CREAMY

7 / A602 AT BATH 2 - EXISTING PHOTOS
NTS

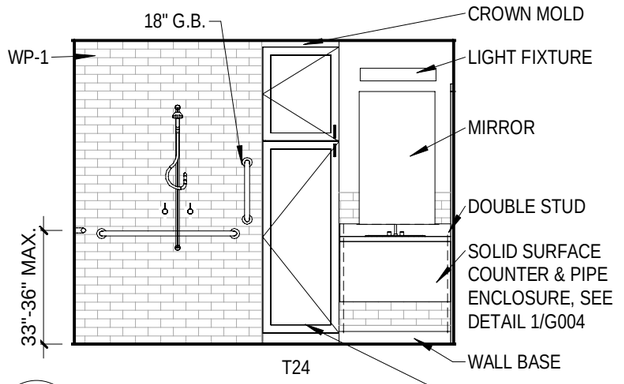

3 / A602 NORTH ELEVATION
1/4" = 1'-0"

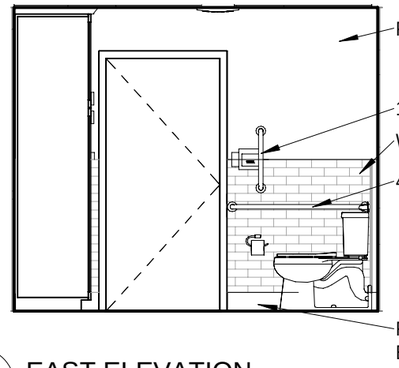

4 / A602 EAST ELEVATION
1/4" = 1'-0"

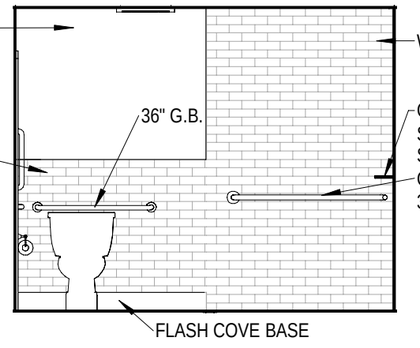

5 / A602 SOUTH ELEVATION
1/4" = 1'-0"

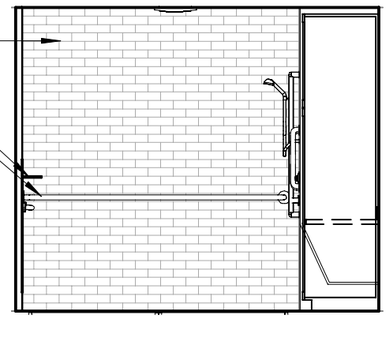

6 / A602 WEST ELEVATION
1/4" = 1'-0"

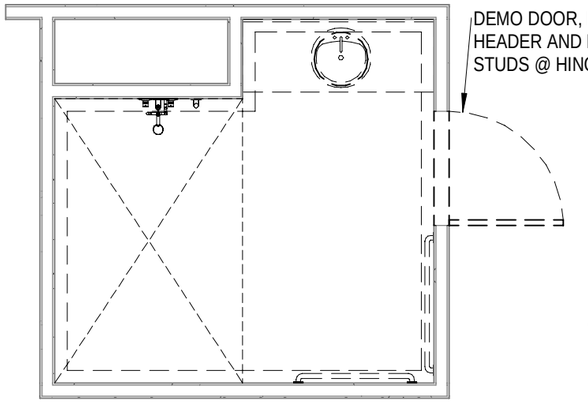

1 / A602 AT HOUSE BATH 2 - DEMO
1/4" = 1'-0"

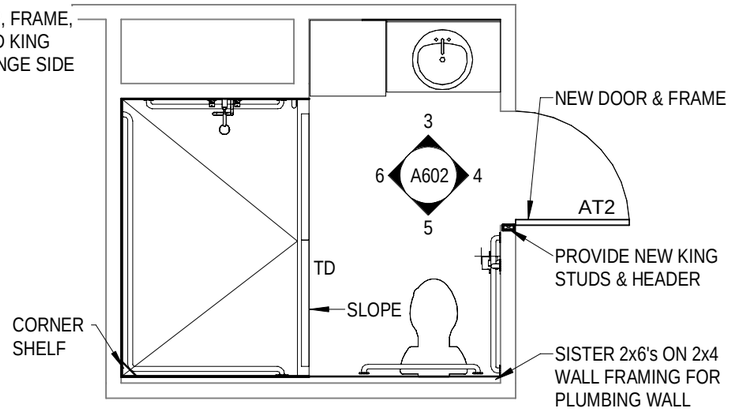

2 / A602 AT HOUSE BATH 2 - PROPOSED
1/4" = 1'-0"

LOCATION KEY

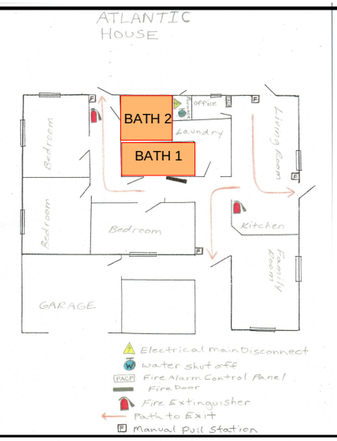

ATLANTIC HOUSE
BATH 2

CCCMH - GROUP HOMES
BATHROOM RENOVATIONS

DRAWN: MEL | DATE: 03/15/2023 | JOB No: C177-02367 | DRAWING: A602

U.P. ENGINEERS & ARCHITECTS, INC.
Houghton Iron Mountain Ishpeming
Sault Ste. Marie Marinette

MEP PROJECT DESCRIPTION:

INTENT IS TO REMOVE ALL PLUMBING FIXTURES, MECHANICAL EQUIPMENT, ELECTRICAL FIXTURES, AND ASSOCIATED COMPONENTS NECESSARY FOR NEW LAYOUT AND FIXTURES. PROVIDE AND INSTALL NEW PLUMBING FIXTURES, MECHANICAL EQUIPMENT, ELECTRICAL FIXTURES AND ASSOCIATED PIPING, WIRING, DUCT, ETC. TO ACCOMMODATE NEW LAYOUTS. EXISTING SPRINKLER HEADS SHALL BE REMOVED AND RE-INSTALLED DURING CONSTRUCTION. WHERE REQUIRED, SPRINKLER HEADS SHALL BE EXTENDED FOR NEW FURRED OUT WALLS.

GENERAL PLUMBING NOTES:

1. REMOVE WATER CLOSET, LAVATORY, FLOOR DRAIN, SHOWER HEAD AND ALL ASSOCIATED SUPPORTS. CAP AND PROTECT PLUMBING PIPING DURING CONSTRUCTION.
2. LOCATE EXISTING UNDERSLAB PLUMBING AND PROTECT DURING FLOOR REMOVAL.
3. WITH THE FLOOR OPEN AND PLUMBING FIXTURES REMOVED, CLEAN OUT EXISTING SANITARY PIPING AS FAR AS POSSIBLE.
4. ANY UNUSED PIPING SHALL BE CAPPED ABOVE THE CEILING OR BELOW THE FLOOR AS NECESSARY.
5. PROVIDE AND INSTALL NEW PLUMBING FIXTURES PER THE SCHEDULE AND EACH HOUSE PLAN.
6. NEW LAVATORIES TO BE PROVIDED WITH THERMOSTATIC MIXING VALVE, NEW SUPPLY LINES, TRAPS, AND WRAPS.
7. WATER CLOSETS TO BE PROVIDED WITH ROUGH-IN AS REQUIRED AND NEW WATER SUPPLY LINE.
8. CONNECT PLUMBING FIXTURES TO EXISTING SANITARY, VENT, HOT WATER, AND COLD WATER PIPING. ROUTE AS REQUIRED.
9. CONNECT RECESSED WALL HYDRANT TO NEAREST HOT WATER PIPING.

GENERAL MECHANICAL NOTES:

1. REMOVE EXHAUST FAN, FLOOR REGISTER, FINTUBE RADIATOR AND ASSOCIATED DUCT, SUPPORT, AND PIPING AS REQUIRED FOR NEW FIXTURE INSTALLATION. SEE INDIVIDUAL HOUSE PLANS FOR EXACT EQUIPMENT BEING DEMOED.
2. PROVIDE NEW MECHANICAL EQUIPMENT AND ASSOCIATED DUCT, PIPING, AND SUPPORTS AS REQUIRED FOR NEW INSTALLATION.
3. PROVIDE NEW WALL CAPS FOR EXHAUST DUCTS TO MATCH EXISTING SIDING TYPE.
4. INSULATE EXHAUST DUCTS WITH 1" THICK INSULATION OF TYPE: ASTM C1290, TYPE III, FLEXIBLE GLASS FIBER, COMMERCIAL GRADE WITH FACTORY APPLIED REINFORCED FOIL JACKET MEETING ASTM C1136, TYPE II, MAX. OPERATING TEMPERATURE: 250 DEG F, DENSITY: 1.5 LBS/CU FT. OR TYPE: ASTM C612, TYPE IA OR IB, RIGID GLASS FIBER, WITH FACTORY APPLIED ALL SERVICE FACING MEETING ASTM C1136, TYPE II, DENSITY: 6.0 LBS/CU FT.
5. PROVIDE NEW UNDERSLAB DUCT IN BATHROOMS TO EXTEND EXISTING UNDERGROUND DUCT TO THE WALL. PROVIDE NEW DUCT UP INTO WALL AND NEW SUPPLY REGISTER. PROPOSED FLOOR PLANS SHOW ESTIMATED LOCATION OF NEW REGISTER. CONTRACTOR SHALL FIELD ADJUST TO APPROPRIATE WALL AS NECESSARY WITH EXISTING CONDITIONS. SEE INDIVIDUAL FLOOR PLANS FOR BATHROOMS WHERE THIS IS REQUIRED.
6. ROUTE NEW EXHAUST DUCTING TO EXISTING WALL CAP LOCATIONS TO AVOID CREATING NEW PENETRATIONS IN THE EXTERIOR WALL. WHERE NOT FEASIBLE, PATCH EXTERIOR WALL TO MATCH EXISTING WHERE EXHAUST PIPING WAS DEMOED.
7. WHERE WALL REGISTERS INTERFERE WITH NEW WATER CLOSET LOCATIONS, REGISTER MAY BE MOVED TO NEAR THE CEILING. EXTEND DUCTWORK AS REQUIRED.
8. EXTEND DUCTWORK AS REQUIRED WHERE WALL REGISTERS ARE LOCATED IN FURRED OUT WALLS.
9. PROVIDE NEW HEAVY DUTY WALL REGISTERS OF SAME STYLE AND SIZE. WHITE IN COLOR. TAMPER RESISTANT SCREWS.

FIXTURE SCHEDULES:

PLUMBING FIXTURES:
WC-1: FLOOR MOUNT, REAR DISCHARGE, 1.6 GPM PRESSURE ASSIST. KOHLER MODEL #K-4305 (BOWL) AND K-4645-T TANK. TANK SHALL HAVE TANK COVER LOCKS.
L-1: 0.5 GPM FAUCET WITH VANDAL RESISTANT SCREWS. DELTA MODEL #21T354.
SH-1: ADA SHOWER HEAD WITH HOSE, 24" SS GRAB BAR, AND ADA SLIDE. DELTA #T13H152. PROVIDE WITH ROUGH-IN BODY AS REQUIRED.
TD-1: STAINLESS STEEL LINEAR TRENCH DRAIN. ZURN MODEL #ZS880-XX. SEE INDIVIDUAL PLANS FOR LENGTHS.
HB-1: RECESSED WALL HYDRANT WITH COVER. WOODFORD MODEL #B79. CONNECT TO HOT WATER.

MECHANICAL EQUIPMENT:
EF-1: SELECTABLE CFM CEILING EXHAUST FAN W/ LIGHT. PANASONIC MODEL #FV-0511VKSL2. PROVIDE WITH 6" EXHAUST DUCT AND WALL CAP.
EF-2: SELECTABLE CFM CEILING EXHAUST FAN WITH ELECTRIC HEAT. PANASONIC MODEL #FV-0511VHL1. PROVIDE WITH 6" EXHAUST DUCT AND WALL CAP.
FTR: HYDRONIC FINTUBE RADIATION. STERLING MODEL #JVA-S14. PROVIDE WITH END CAPS AS REQUIRED. CONNECT TO EXISTING PIPING. SEE INDIVIDUAL HOUSE PLANS FOR LOCATIONS. FIELD VERIFY EXACT LENGTHS AND PROVIDE NEW OF EQUAL LENGTHS.

LIGHT FIXTURES:
A: 6" RECESSED CAN. HALO MODEL #RL56-09-9S-1E-WH WITH REQUIRED HOUSING.
B: 2' VANDAL RESISTANT LINEAR WALL LIGHT. FAILSAFE MODEL #HVSL4-2-LD4-2STD-40-UNV-O-EDC1. PROVIDE WITH ALUMINUM HOUSING AND END PLATES.

GENERAL ELECTRICAL NOTES:

1. REMOVE LIGHT FIXTURES, HEAT LAMPS, SWITCHES, TIMERS, RECEPTACLES, AND ASSOCIATED WIRING AND BOXES AS REQUIRED. DISCONNECT EXHAUST FANS.
2. PROVIDE AND INSTALL NEW LIGHT FIXTURES, SWITCHES AND RECEPTACLES PER INDIVIDUAL ROOM PLANS.
3. UTILIZE EXISTING CIRCUITS FOR LIGHTS AND RECEPTACLES. EXTEND WIRING AS REQUIRED.
4. PROVIDE NEW 20A 120V CIRCUIT FROM EXISTING PANEL FOR CEILING HEATER. PROVIDE NEW 120V GFCI BREAKER AS REQUIRED.
5. EXISTING HEAT DETECTORS SHALL BE REMOVED AND PROTECTED DURING DEMOLITION AND RE-INSTALLED AFTER PAINTING.
6. BATHROOM LIGHT SWITCH SHALL CONTROL THE EXHAUST FANS ALSO. PROVIDE PANASONIC FV-WCPT1-W FOR LIGHT/FAN CONTROL. COORDINATE FAN DELAY TIME WITH OWNER.
7. PROVIDE AND INSTALL 30 MINUTE SPRING WOUND TIMER FOR CEILING HEATER IN FAN.

DRAWING: MEP001

JOB No: C177-02367

CCCMH - GROUP HOMES
BATHROOM RENOVATIONS

DRAWN: SCP DATE: 1/09/2023

U.P. ENGINEERS & ARCHITECTS, INC.
Houghton Iron Mountain Ishpeming
Sault Ste. Marie Marinette

MEP SPECIFICATIONS:

GENERAL:

1. CONTRACTOR SHALL DEMO ALL FIXTURES AND ASSOCIATED COMPONENTS AS NEEDED BASED ON PROPOSED DRAWINGS AND EXISTING CONDITIONS.

2. CONTRACTOR SHALL PROVIDE ALL LABORS AND MATERIAL TO PROVIDE COMPLETE SYSTEMS.

3. DRAWINGS ARE BASED OFF OF VISUAL INSPECTION AND MAY NOT NECESSARILY REFLECT ALL CURRENT CONDITIONS. EXISTING SITE CONDITIONS SHALL BE EXAMINED PRIOR TO SUBMITTING BIDS. FAILURE TO VISIT THE SITE SHALL NOT CONSTITUTE A CHANGE ORDER DUE TO CURRENT SITE CONDITIONS.

4. CONTRACTOR SHALL BRING TO THE ATTENTION OF THE ARCHITECT/ ENGINEER ANY DISCREPANCIES IN THE BID DOCUMENTS AND SITE CONDITIONS PRIOR TO BIDDING THE PROJECT.

5. CONTRACTOR SHALL FOLLOW ALL CURRENT LOCAL AND GOVERNMENT CODES.

6. CONTRACTOR SHALL SUBMIT ALL PRODUCT DATA FOR MECHANICAL EQUIPMENT, PLUMBING FIXTURES AND ELECTRICAL FIXTURES TO THE ARCHITECT/ ENGINEER FOR APPROVAL. SUBMITTALS SHALL REFLECT THE SCHEDULES AS SHOWN ON SHEET MEP001. SUBSTITUTIONS WILL NOT BE ALLOWED UNLESS PRIOR APPROVAL TO BIDDING IS GIVEN FROM THE ARCHITECT/ ENGINEER.

7. COORDINATE AS NECESSARY WITH OTHER TRADES TO ASSURE PROPER AND ADEQUATE PROVISION IN THE WORK OF THOSE TRADES FOR INTERFACE WITH WORK .

8. FIELD ADJUSTMENT OF FIXTURES AND EQUIPMENT SHALL BE MADE DUE TO EXISTING CONDITIONS. IF ADJUSTMENTS ARE SIGNIFICANTLY DIFFERENT FROM THE DRAWINGS, CONTRACTOR SHALL GET APPROVAL FROM THE ARCHITECT/ ENGINEER PRIOR TO COMMENCING WORK.

ELECTRICAL:

1. ALL WIRING NOT BEING REUSED SHALL BE REMOVED IN ITS ENTIRETY BACK TO THE NEAREST DEVICE OR PANEL.

2. WIRING CONCEALED IN WALLS AND ATTIC SHALL BE NMB, MC CABLE, OR EMT.

3. PROTECT ALL WIRING WITH NAIL PLATES PER CURRENT CODE.

4. INSTALL ALL LIGHT FIXTURE PER MANUFACTURER'S INSTALLATION INSTRUCTIONS.

5. ALL WIRING SHALL BE EXTENDED AS NECESSARY TO NEW LOCATIONS. JUNCTION BOXES TO EXTEND WIRING SHALL BE LOCATED IN THE ATTIC OR CLOSET SPACE THAT IS ACCESSIBLE AND INCONSPICUOUS. JUNCTION BOXES MAY BE LOCATED IN OTHER AREAS IF APPROVED BY THE OWNER.

6. ALL BATHROOM RECEPTACLES SHALL BE GFI PROTECTED.

7. EXPOSED WIRING IS PROHIBITED UNLESS IN CONDUIT OR WIREMOLD AND APPROVED BY THE OWNER.

8. BREAKERS FOR NEW CIRCUITS SHALL MATCH THE MAKE AND STYLE OF THE CURRENT PANELS FOR WHICH THE CIRCUIT IS SUPPLIED FROM.

PLUMBING:

1. CAP ALL UNUSED PIPING IN ATTIC OR BELOW FLOOR.

2. DOMESTIC WATER PIPING SHALL BE PEX OR COPPER WITH APPROVED FITTINGS.

3. TAP EXISTING WATER PIPING WHERE FEASIBLE AND WITH ENOUGH CAPACITY FOR THE NEW FIXTURES.

4. PROVIDE NEW TRAPS, STOPS, AND FLEXIBLE SUPPLY LINES TO ALL FIXTURES.

5. PROVIDE THERMOSTATIC MIXING VALVES AND TRAP WRAPS ON LAVATORIES WHERE REQUIRED.

6. ALL SANITARY PIPING SHALL BE SLOPED PER CURRENT MICHIGAN PLUMBING CODE.

7. ALL SANITARY PIPING SHALL BE PVC.

8. VENT ALL FIXTURES PER CURRENT CODE AND TIE INTO EXISTING VENT PIPING.

9. PROTECT ALL PIPING WITH NAIL PLATES WHERE PASSING THROUGH FRAMING MEMBERS.

10. TEST ALL PIPING PER CURRENT CODE PRIOR TO FINAL CONNECTION TO FIXTURES.

MECHANICAL:

1. ALL NEW ABOVEGROUND DUCTWORK SHALL BE GALVANIZED SHEET METAL OR ALUMINUM AND INSULATED WHERE REQUIRED.

2. BELOW GROUND DUCT SHALL BE RATED FOR DIRECT BURIAL.

3. NEW SUPPLY AND RETURN GRILLES SHALL BE ALUMINUM AND TAMPER RESISTANT.

4. BOILER SYSTEM SHALL BE PURGED OF ALL EXCESS AIR PRIOR TO RESTARTING.

5. BASEBOARD RADIATION FIN-TUBE COVER/END CAPS SHALL BE HEAVYDUTY. SECURED W/ TAMPER-RESISTANT FASTENERS, ETC.

DRAWING: MEP002

JOB No: C177-02367

CCCMH - GROUP HOMES
BATHROOM RENOVATIONS

DRAWN: SCP | DATE: 1/09/2023

U.P. ENGINEERS & ARCHITECTS, INC.
UPEA ENGINEERS & ARCHITECTS
Houghton Iron Mountain Ishpeming
Sault Ste. Marie Marinette

*NOTE: SEE SHEET MEP001 FOR DETAILS ON
DEMO, NEW CONSTRUCTION, AND FIXTURE TYPES.

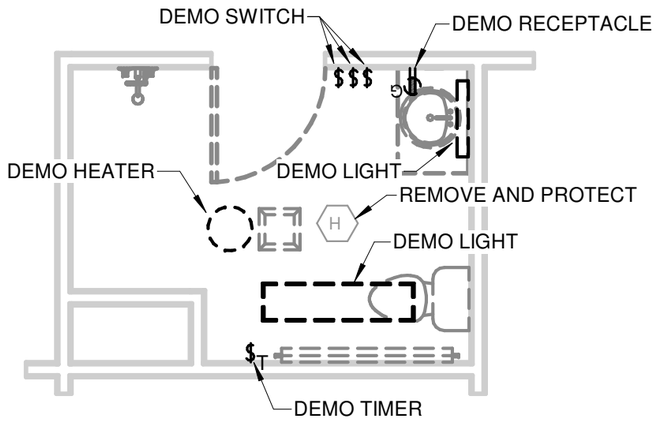

3 MEP101 PORTAGE BATH 1 ELEC. DEMO
1/4" = 1'-0"

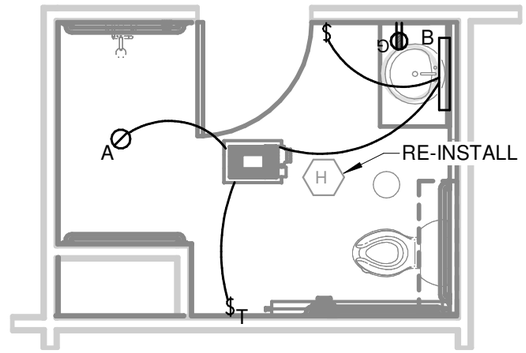

4 MEP101 PORTAGE BATH 1 ELEC. PROPOSED
1/4" = 1'-0"

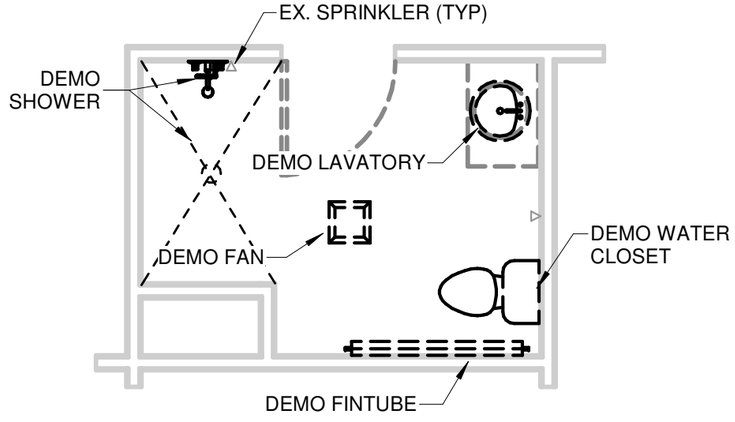

1 MEP101 PORTAGE BATH 1 MP DEMO
1/4" = 1'-0"

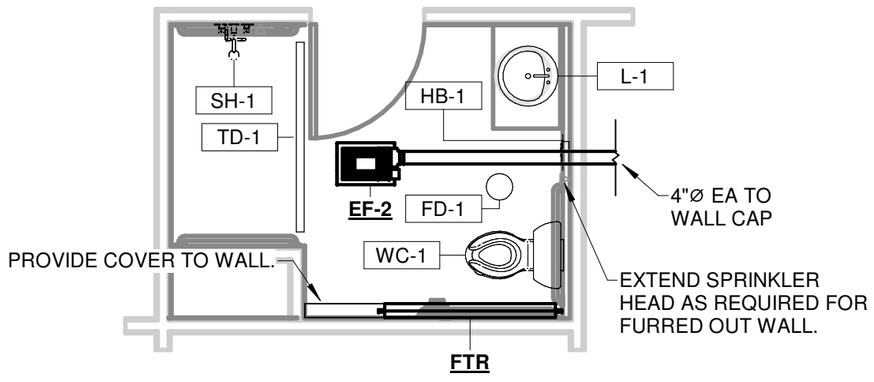

2 MEP101 PORTAGE BATH 1 MP PROPOSED
1/4" = 1'-0"

LOCATION KEY

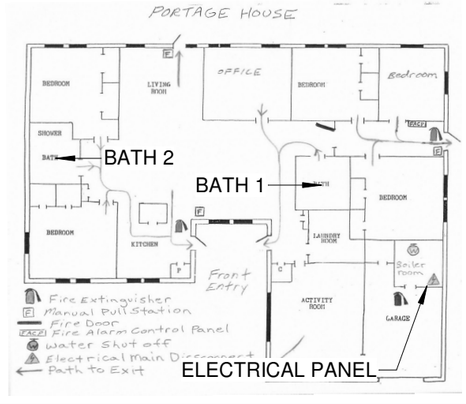

PORTAGE HOUSE

CCCMH - GROUP HOMES
BATHROOM RENOVATIONS

DRAWING: MEP101
JOB No: C177-02367
DRAWN: SCP
DATE: 1/09/2023

U.P. ENGINEERS & ARCHITECTS, INC.
UPEA ENGINEERS & ARCHITECTS
Houghton Iron Mountain Ishpeming
Sault Ste. Marie Marinette

*NOTE: SEE SHEET MEP001 FOR DETAILS ON
DEMO, NEW CONSTRUCTION, AND FIXTURE TYPES.

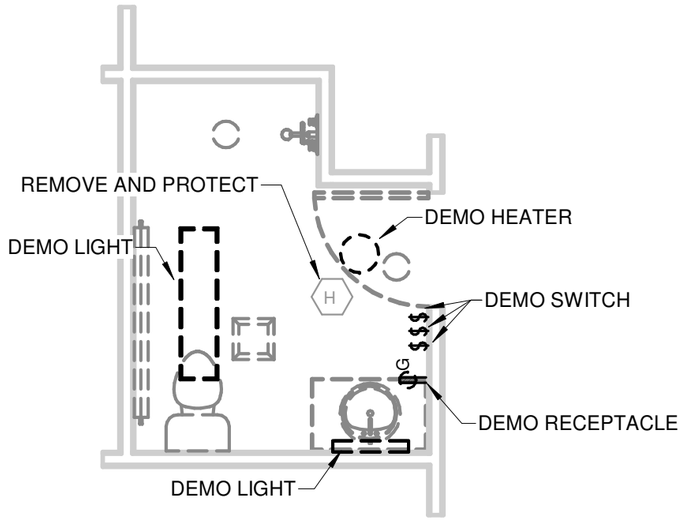

4 MEP102 PORTAGE BATH 2 ELEC. DEMO
1/4" = 1'-0"

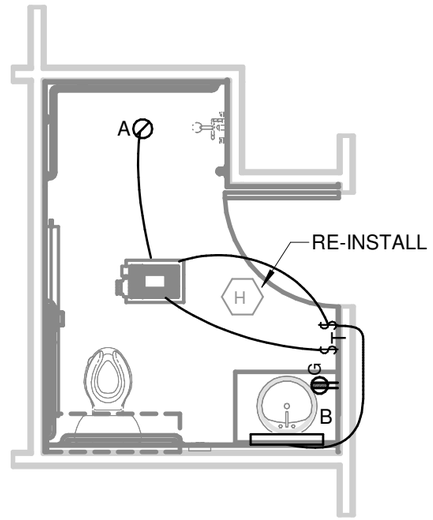

3 MEP102 PORTAGE BATH 2 ELEC. PROPOSED
1/4" = 1'-0"

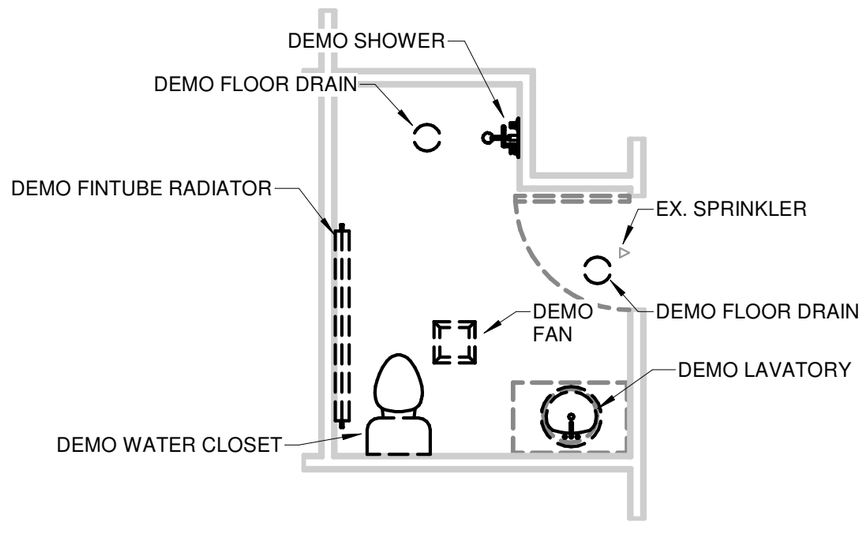

1 MEP102 PORTAGE BATH 2 MP DEMO
1/4" = 1'-0"

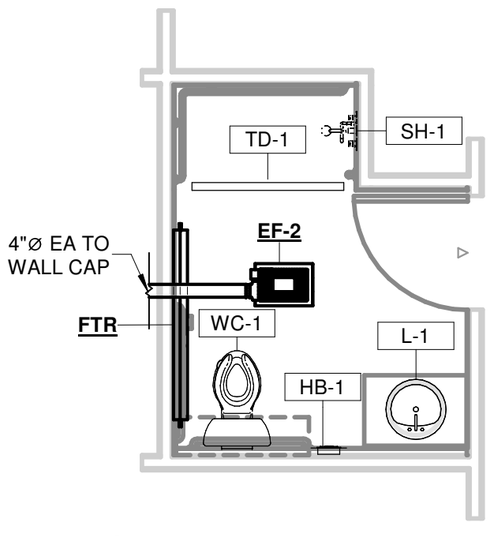

2 MEP102 PORTAGE BATH 2 MP PROPOSED
1/4" = 1'-0"

LOCATION KEY

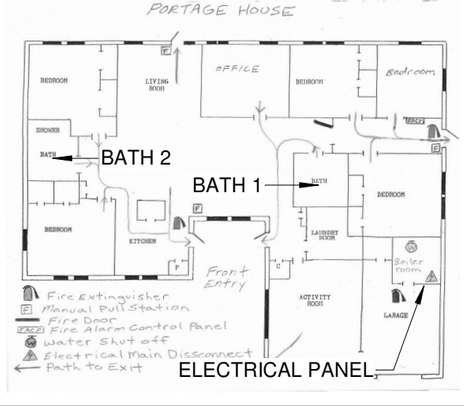

PORTAGE HOUSE

CCCMH - GROUP HOMES
BATHROOM RENOVATIONS

DRAWN: SCP | DATE: 1/09/2023 | JOB No: C177-02367 | DRAWING: MEP102

U.P. ENGINEERS & ARCHITECTS, INC.
UPEA ENGINEERS & ARCHITECTS
Houghton Iron Mountain Ishpeming
Sault Ste. Marie Marinette

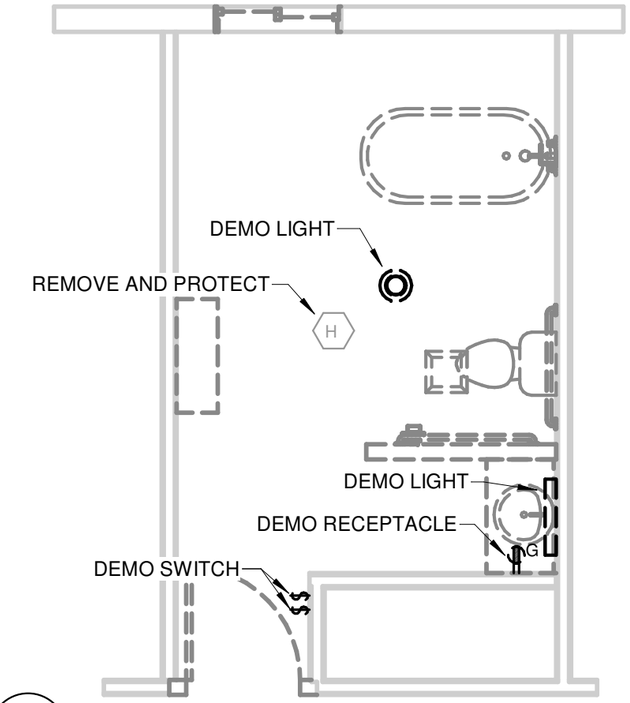

3 AURORA BATH 1 ELEC. DEMO
MEP201 1/4" = 1'-0"

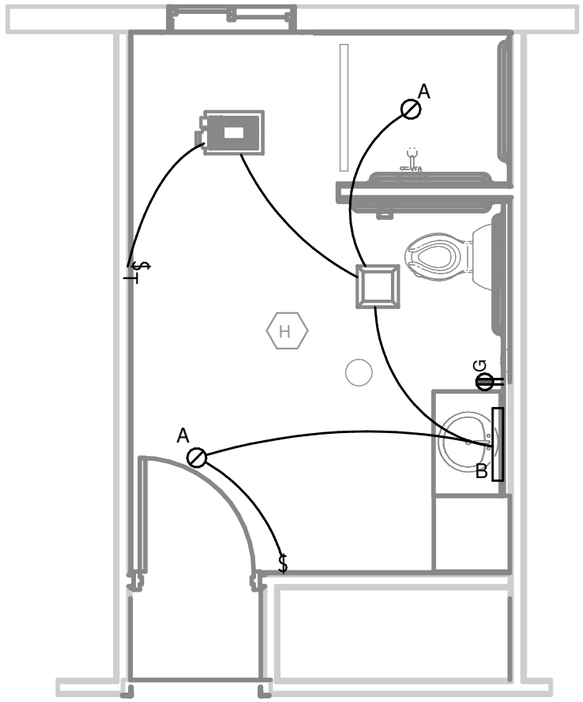

4 AURORA BATH 1 ELEC. PROPOSED
MEP201 1/4" = 1'-0"

*NOTE: SEE SHEET MEP001 FOR DETAILS ON DEMO, NEW CONSTRUCTION, AND FIXTURE TYPES.

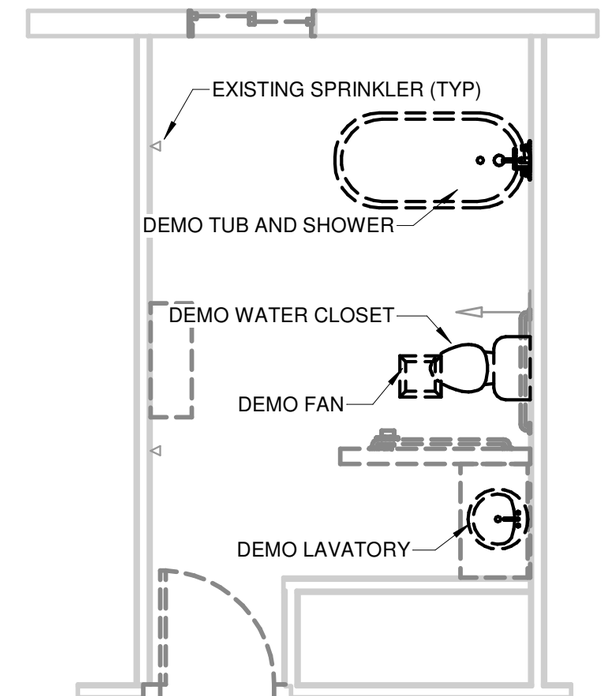

1 AURORA BATH 1 MP DEMO
MEP201 1/4" = 1'-0"

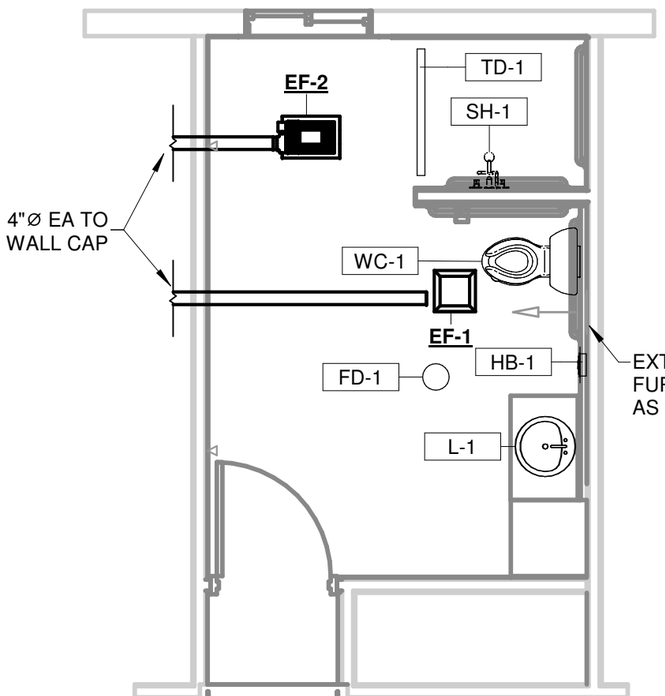

2 AURORA BATH 1 MP PROPOSED
MEP201 1/4" = 1'-0"

LOCATION KEY

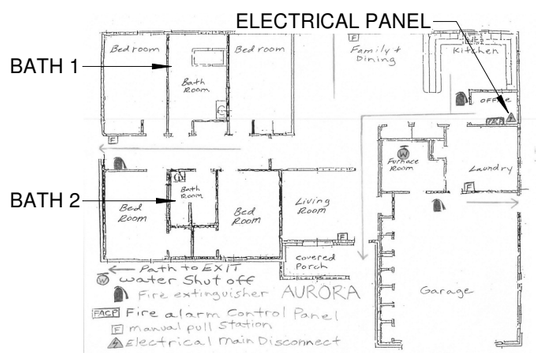

AURORA HOUSE

CCCMH - GROUP HOMES
BATHROOM RENOVATIONS

DRAWN: SCP | DATE: 1/09/2023
JOB No: C177-02367
DRAWING: MEP201

U.P. ENGINEERS & ARCHITECTS, INC.
UPEA ENGINEERS & ARCHITECTS
Houghton Iron Mountain Ishpeming
Sault Ste. Marie Marinette

*NOTE: SEE SHEET MEP001 FOR DETAILS ON DEMO, NEW CONSTRUCTION, AND FIXTURE TYPES.

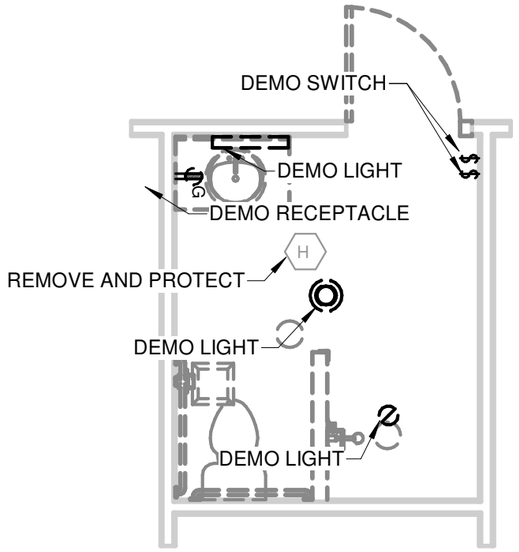

4 MEP202 AURORA BATH 2 ELEC. DEMO
1/4" = 1'-0"

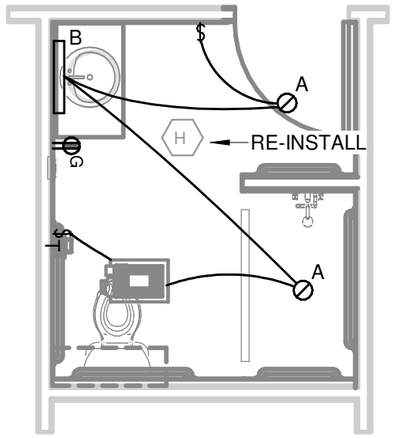

5 MEP202 AURORA BATH 2 ELEC. PROPOSED
1/4" = 1'-0"

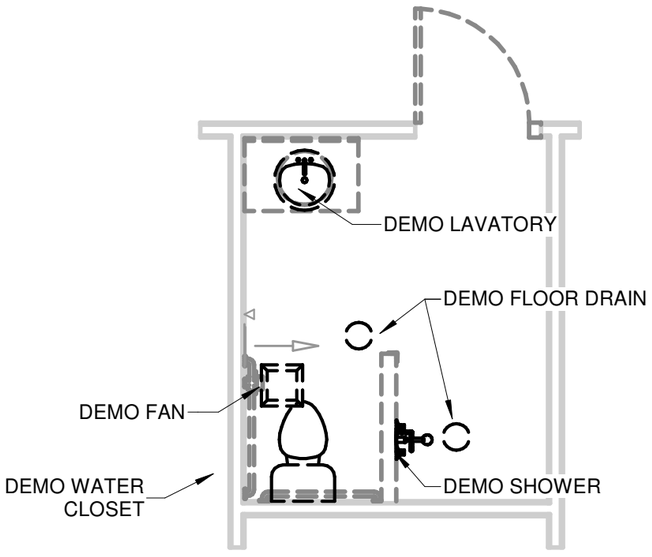

2 MEP202 AURORA BATH 2 MP DEMO
1/4" = 1'-0"

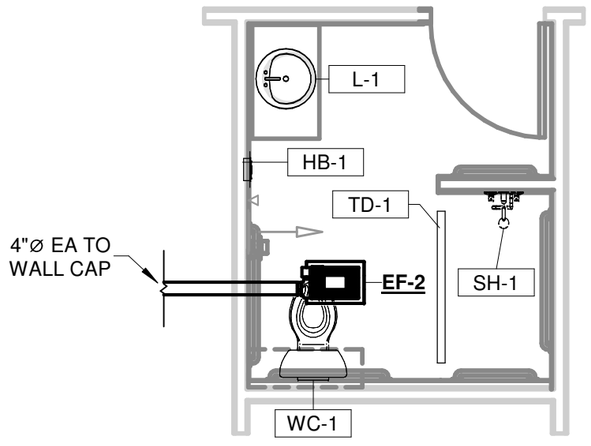

3 MEP202 AURORA BATH 2 MP PROPOSED
1/4" = 1'-0"

LOCATION KEY

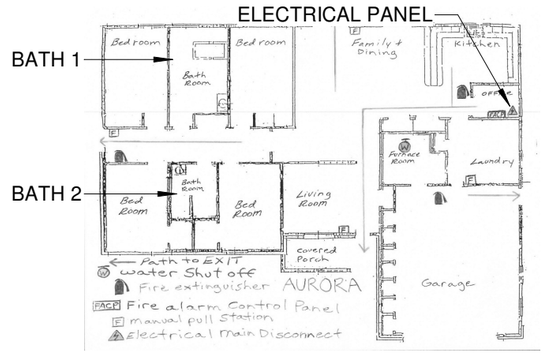

AURORA HOUSE

CCCMH - GROUP HOMES
BATHROOM RENOVATIONS

DRAWN: SCP | DATE: 1/09/2023

JOB No: C177-02367

DRAWING: MEP202

U.P. ENGINEERS & ARCHITECTS, INC.
UPEA ENGINEERS & ARCHITECTS
Houghton Iron Mountain Ishpeming
Sault Ste. Marie Marinette

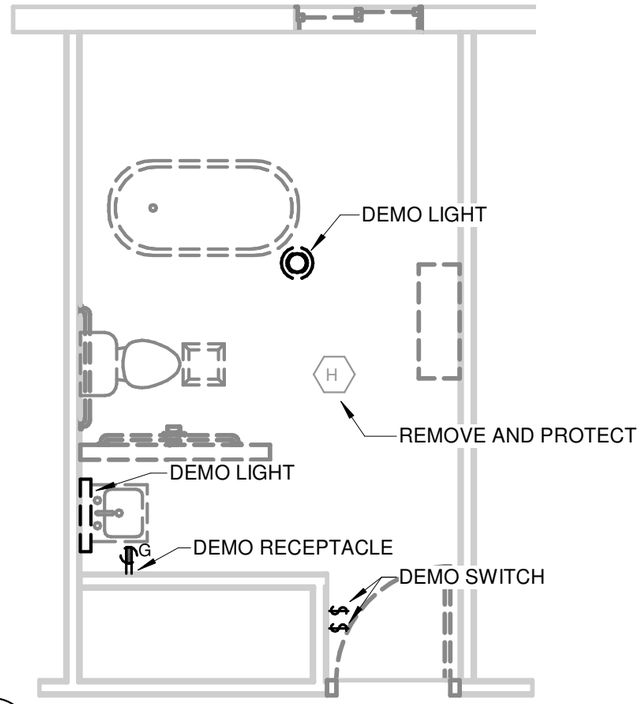

3 MEP301 SS BATH 1 ELEC. DEMO
1/4" = 1'-0"

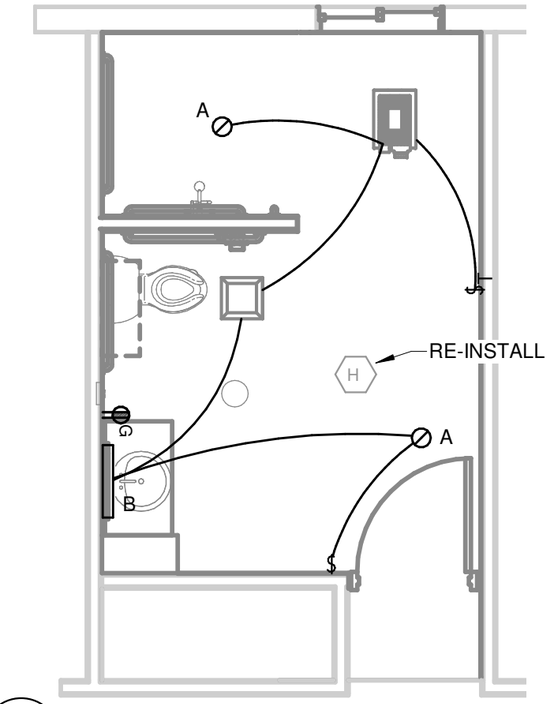

4 MEP301 SS BATH 1 ELEC. PROPOSED
1/4" = 1'-0"

*NOTE: SEE SHEET MEP001 FOR DETAILS ON DEMO, NEW CONSTRUCTION, AND FIXTURE TYPES.

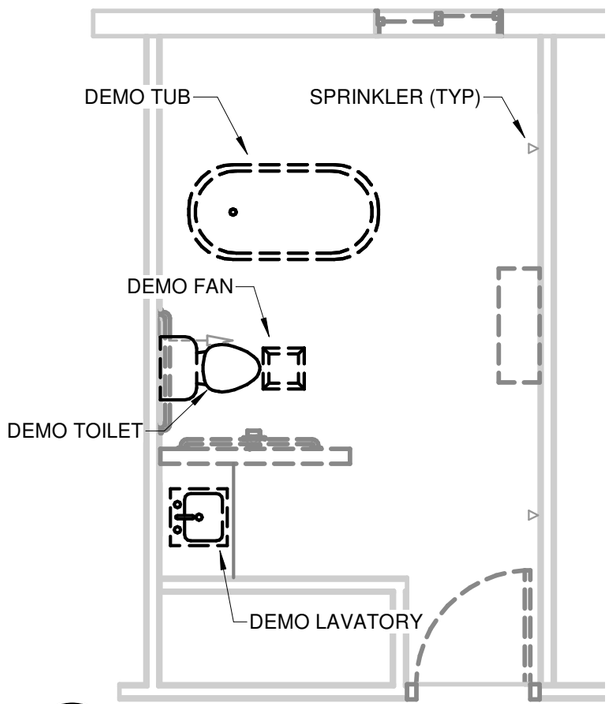

1 MEP301 SS BATH 1 MP DEMO
1/4" = 1'-0"

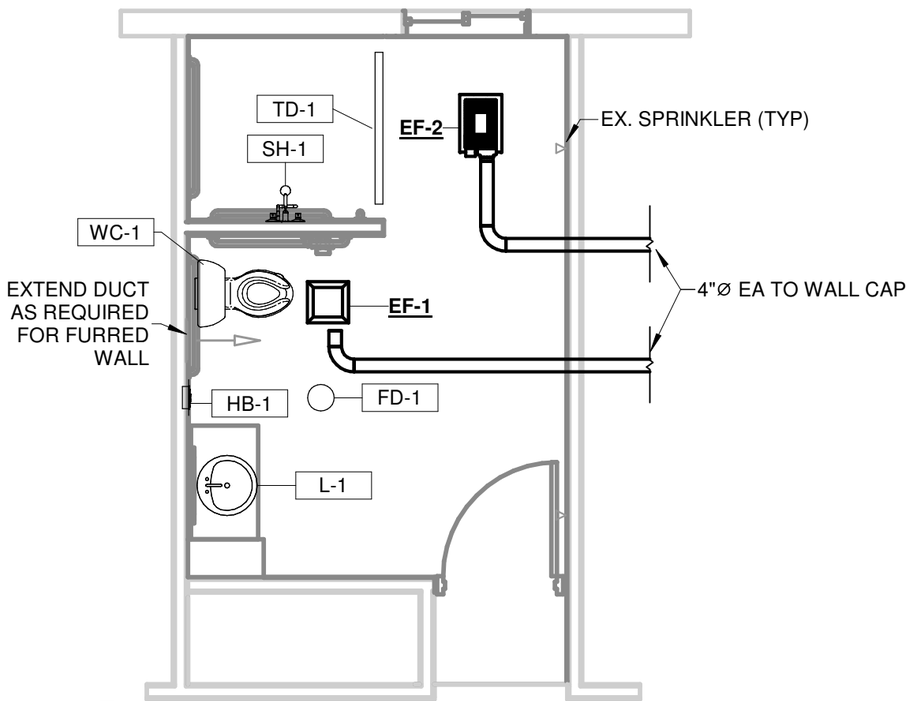

2 MEP301 SS BATH 1 MP PROPOSED
1/4" = 1'-0"

LOCATION KEY

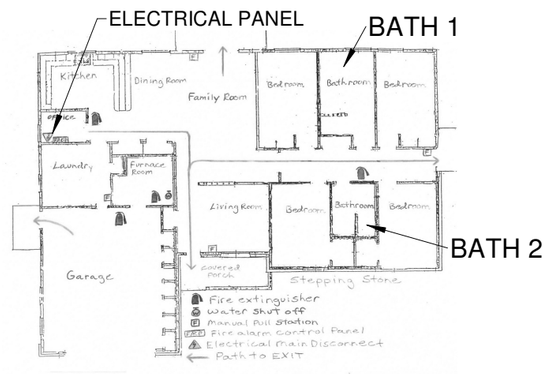

STEPPING STONE

CCCMH - GROUP HOMES
BATHROOM RENOVATIONS

DRAWING: MEP301
JOB No: C177-02367
DRAWN: SCP DATE: 1/09/2023

U.P. ENGINEERS & ARCHITECTS, INC.
UPEA ENGINEERS & ARCHITECTS
Houghton Iron Mountain Ishpeming
Sault Ste. Marie Marinette

*NOTE: SEE SHEET MEP001 FOR DETAILS ON DEMO, NEW CONSTRUCTION, AND FIXTURE TYPES.

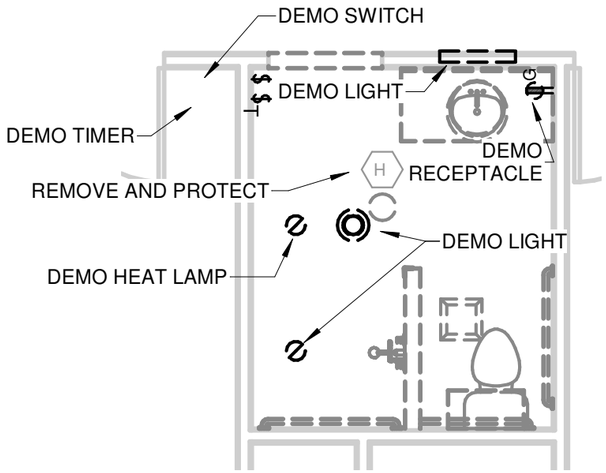

3 SS BATH 2 ELEC. DEMO
MEP302 1/4" = 1'-0"

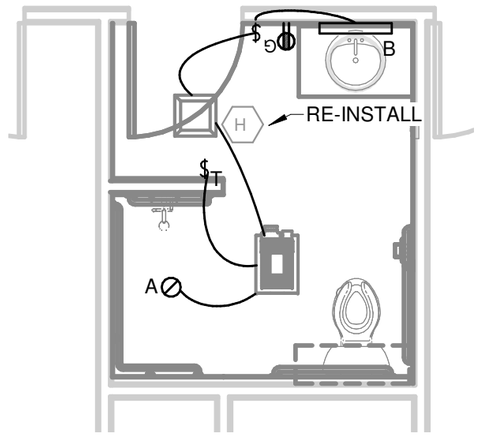

4 SS BATH 2 ELEC. PROPOSED
MEP302 1/4" = 1'-0"

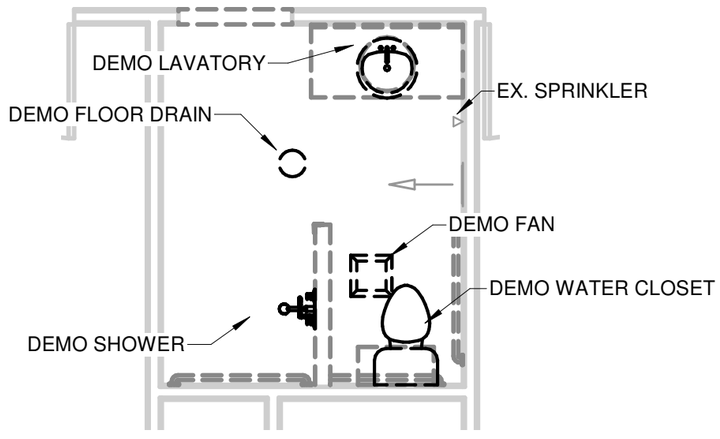

1 SS BATH 2 MP DEMO
MEP302 1/4" = 1'-0"

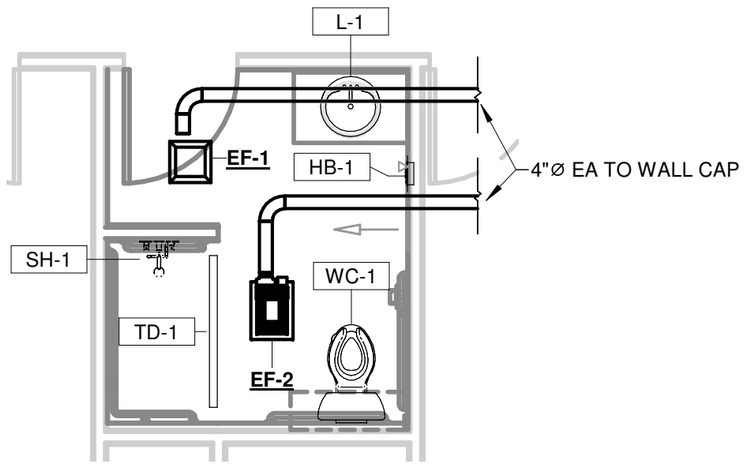

2 SS BATH 2 MP PROPOSED
MEP302 1/4" = 1'-0"

LOCATION KEY

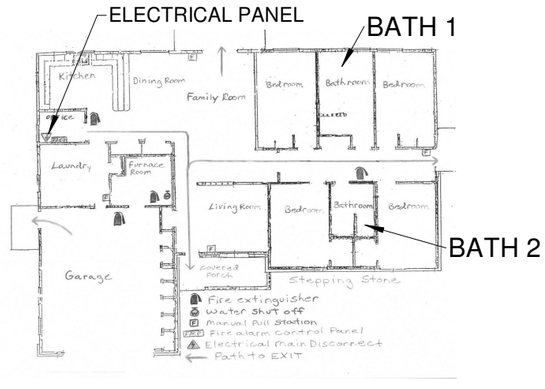

STEPPING STONE

CCCMH - GROUP HOMES
BATHROOM RENOVATIONS

DRAWING: MEP302
JOB No: C177-02367
DRAWN: SCP DATE: 1/09/2023

U.P. ENGINEERS & ARCHITECTS, INC.
UPEA ENGINEERS & ARCHITECTS
Houghton Iron Mountain Ishpeming
Sault Ste. Marie Marinette

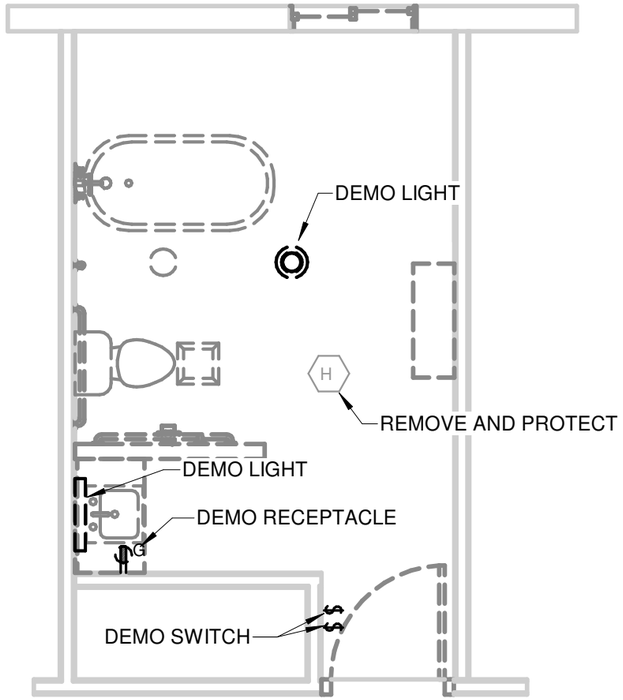

4 MEP401 WOODHAVEN BATH 1 ELEC. DEMO
1/4" = 1'-0"

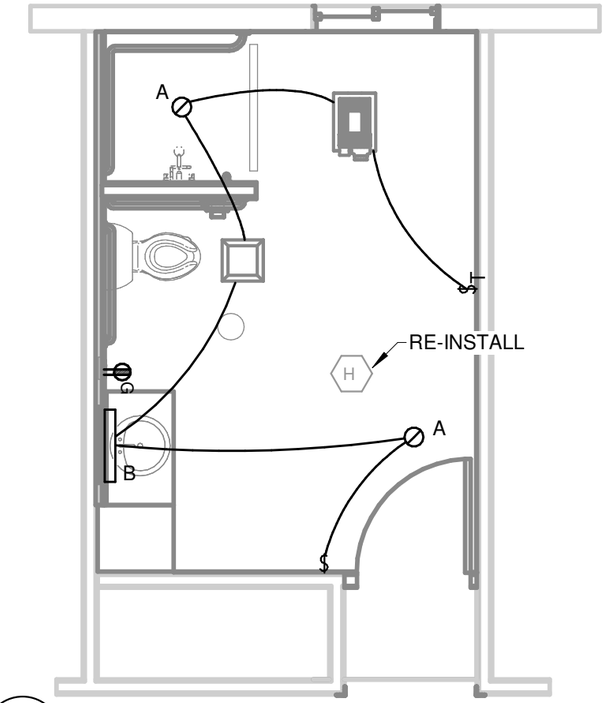

5 MEP401 WOODHAVEN BATH 1 ELEC. PROPOSED
1/4" = 1'-0"

*NOTE: SEE SHEET MEP001 FOR DETAILS ON DEMO, NEW CONSTRUCTION, AND FIXTURE TYPES.

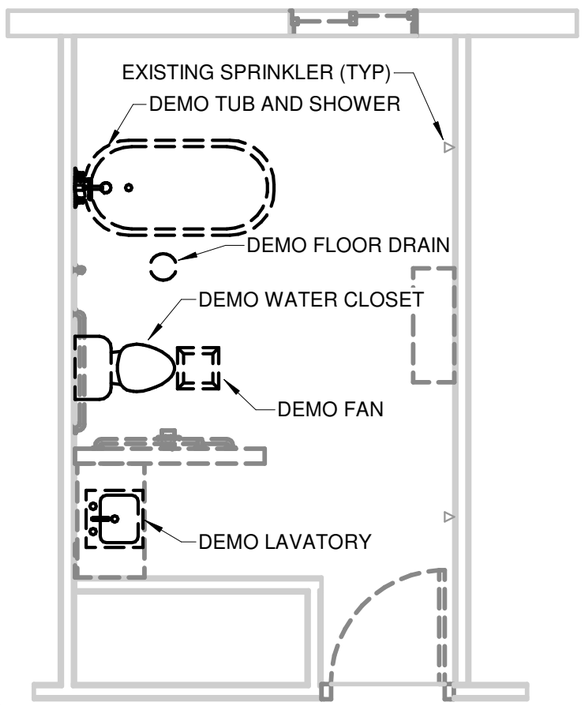

2 MEP401 WOODHAVEN BATH 1 MP DEMO
1/4" = 1'-0"

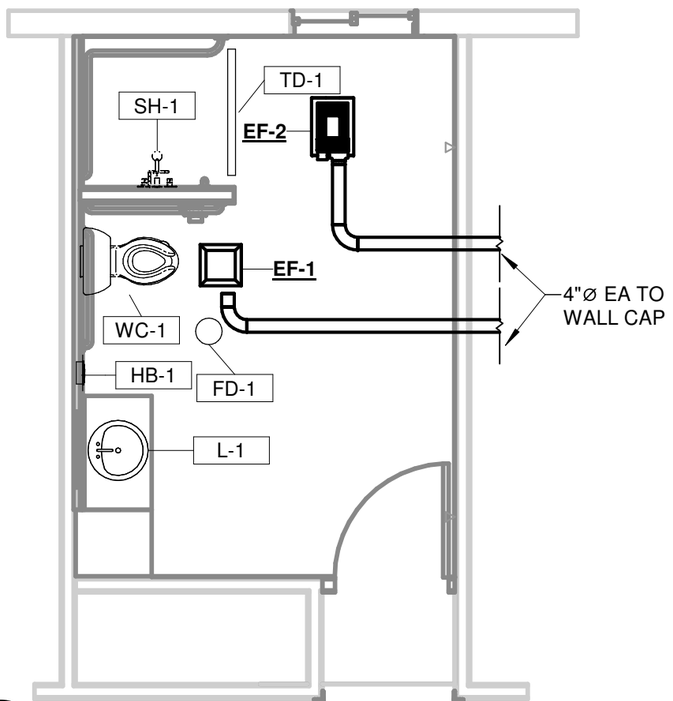

3 MEP401 WOODHAVEN BATH 1 MP PROPOSED
1/4" = 1'-0"

LOCATION KEY

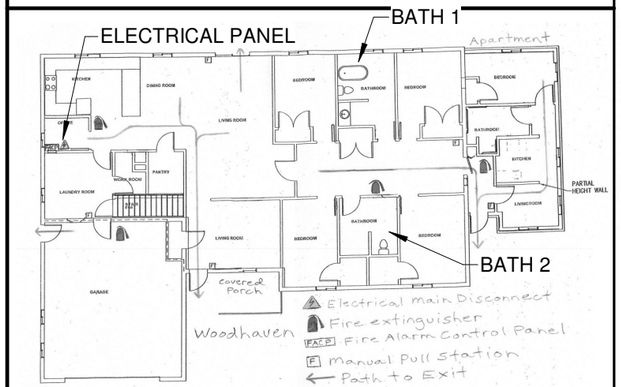

WOODHAVEN

CCCMH - GROUP HOMES
BATHROOM RENOVATIONS

DRAWN: SCP | DATE: 1/09/2023

JOB No: C177-02367

DRAWING: MEP401

U.P. ENGINEERS & ARCHITECTS, INC.
UPEA ENGINEERS & ARCHITECTS
Houghton Iron Mountain Ishpeming
Sault Ste. Marie Marinette

*NOTE: SEE SHEET MEP001 FOR DETAILS ON DEMO, NEW CONSTRUCTION, AND FIXTURE TYPES.

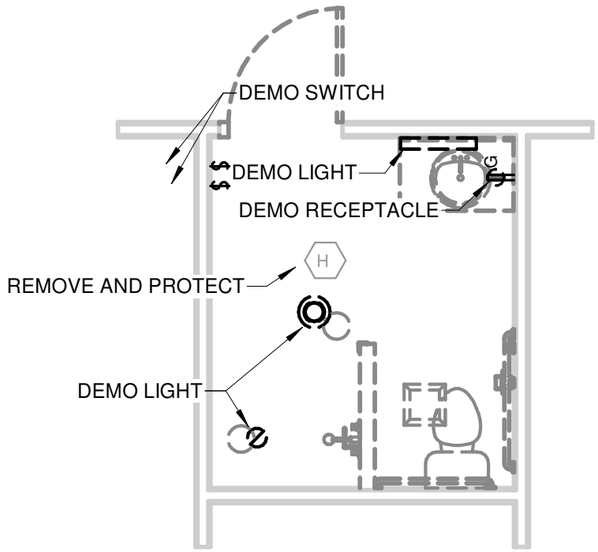

4 WOODHAVEN BATH 2 ELEC. DEMO
MEP402 1/4" = 1'-0"

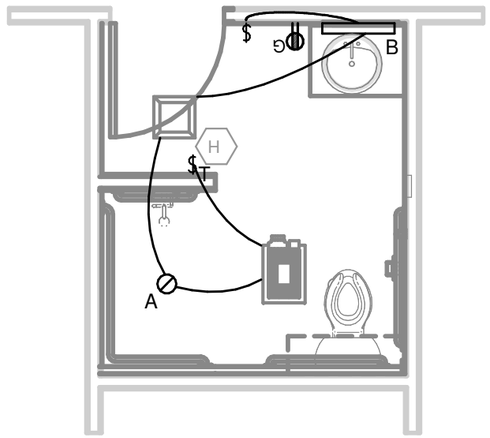

5 WOODHAVEN BATH 2 ELEC. PROPOSED
MEP402 1/4" = 1'-0"

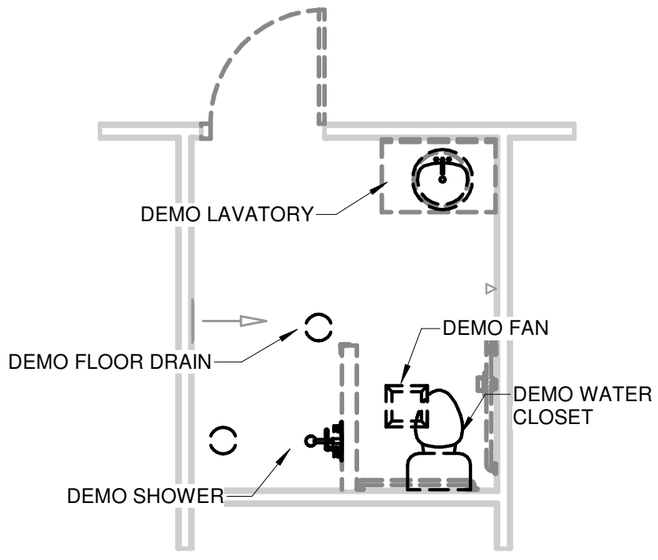

2 WOODHAVEN BATH 2 MP DEMO
MEP402 1/4" = 1'-0"

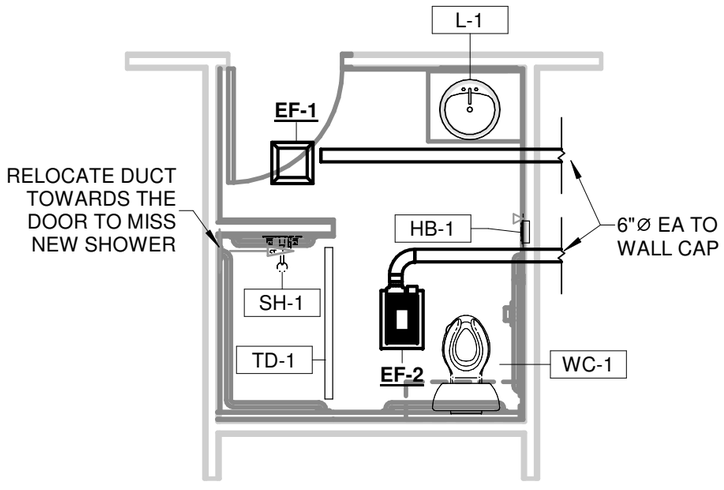

3 WOODHAVEN BATH 2 MP PROPOSED
MEP402 1/4" = 1'-0"

LOCATION KEY

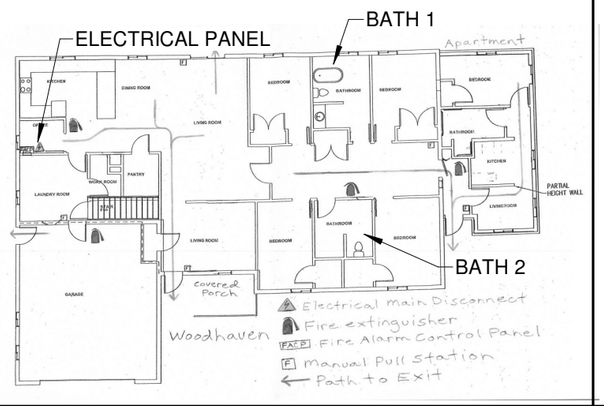

WOODHAVEN

CCCMH - GROUP HOMES
BATHROOM RENOVATIONS

DRAWING: MEP402
JOB No: C177-02367
DRAWN: SCP
DATE: 1/09/2023

U.P. ENGINEERS & ARCHITECTS, INC.
UPEA ENGINEERS & ARCHITECTS
Houghton Iron Mountain Ishpeming
Sault Ste. Marie Marinette

*NOTE: SEE SHEET MEP001 FOR DETAILS ON DEMO, NEW CONSTRUCTION, AND FIXTURE TYPES.

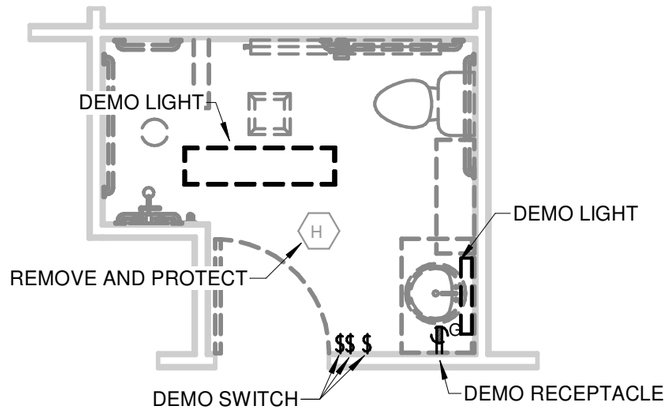

3 MEP501 STANTON BATH 1 ELEC. DEMO
1/4" = 1'-0"

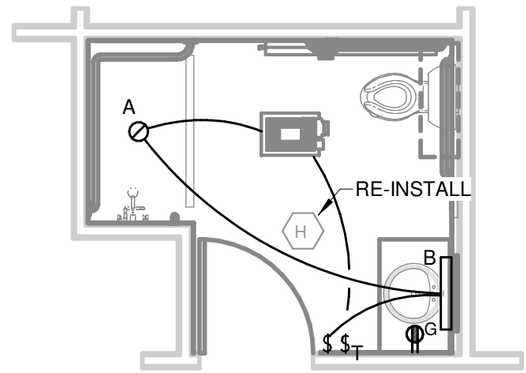

4 MEP501 STANTON BATH 1 ELEC. PROPOSED
1/4" = 1'-0"

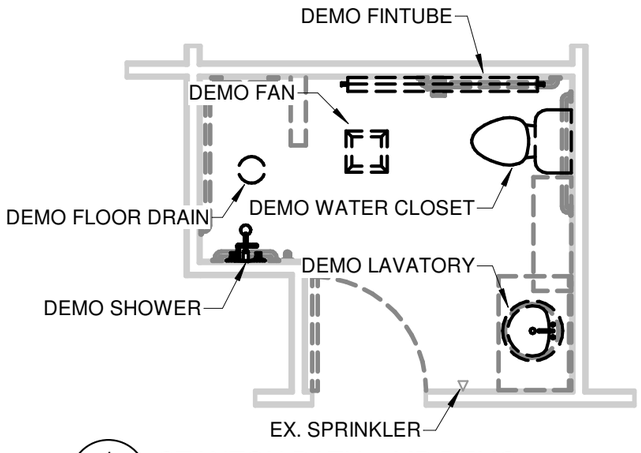

1 MEP501 STANTON BATH 1 MP DEMO
1/4" = 1'-0"

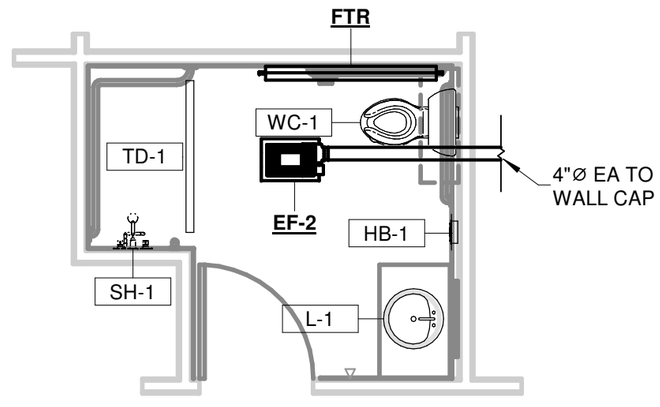

2 MEP501 STANTON BATH 1 MP PROPOSED
1/4" = 1'-0"

LOCATION KEY

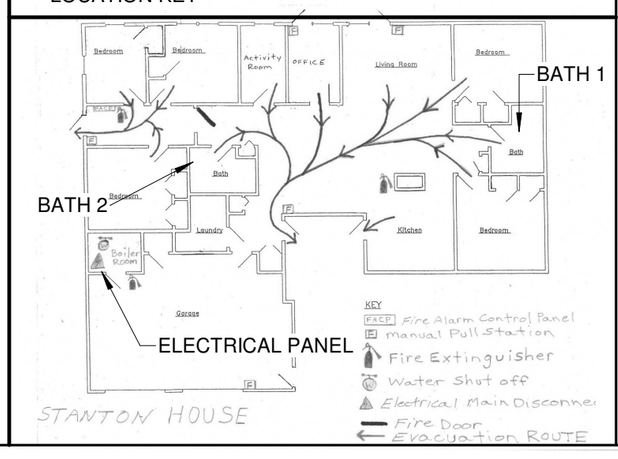

STANTON HOUSE

CCCMH - GROUP HOMES
BATHROOM RENOVATIONS

DRAWN: SCP | DATE: 1/09/2023

JOB No: C177-02367

DRAWING: MEP501

U.P. ENGINEERS & ARCHITECTS, INC.
UPEA ENGINEERS & ARCHITECTS
Houghton Iron Mountain Ishpeming
Sault Ste. Marie Marinette

*NOTE: SEE SHEET MEP001 FOR DETAILS ON DEMO, NEW CONSTRUCTION, AND FIXTURE TYPES.

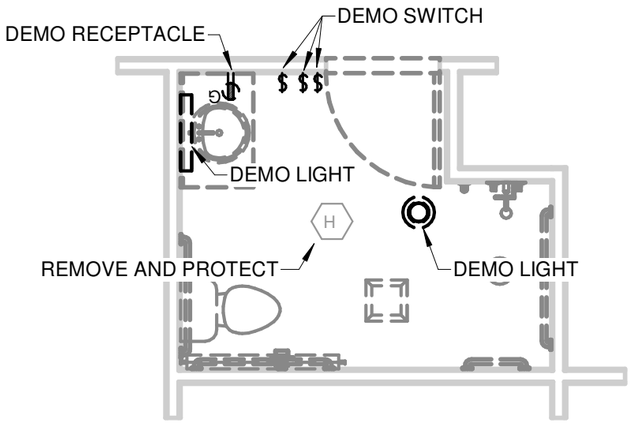

3 MEP502 STANTON BATH 2 ELEC. DEMO
1/4" = 1'-0"

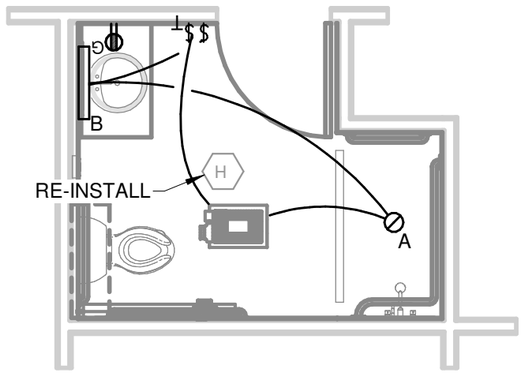

4 MEP502 STANTON BATH 2 ELEC. PROPOSED
1/4" = 1'-0"

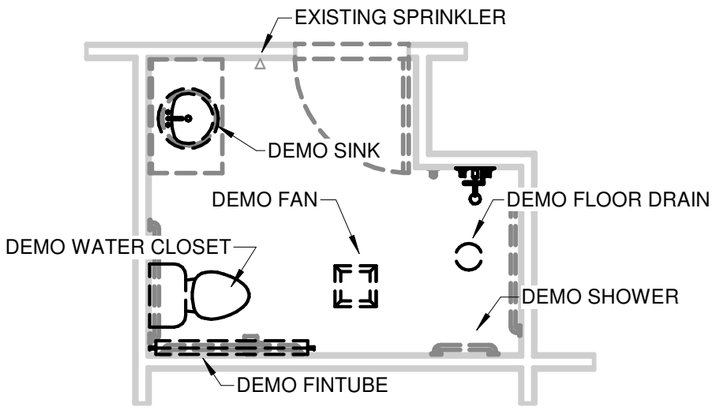

1 MEP502 STANTON BATH 2 MP DEMO
1/4" = 1'-0"

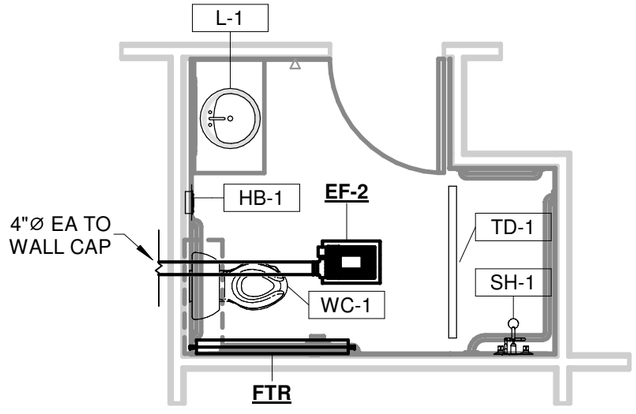

2 MEP502 STANTON BATH 2 MP PROPOSED
1/4" = 1'-0"

LOCATION KEY

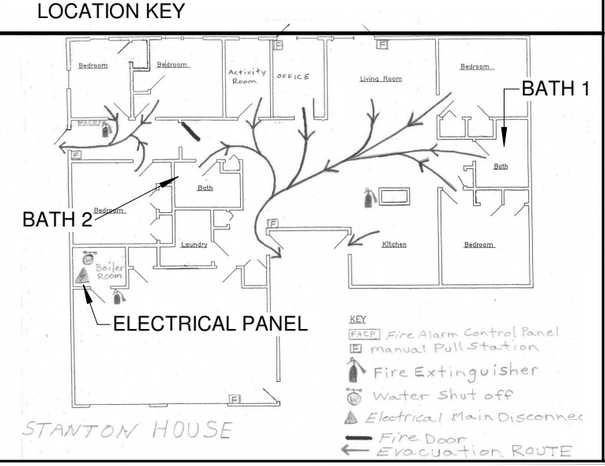

STANTON HOUSE

CCCMH - GROUP HOMES
BATHROOM RENOVATIONS

DRAWN: SCP | DATE: 1/09/2023

JOB No: C177-02367

DRAWING: MEP502

U.P. ENGINEERS & ARCHITECTS, INC.
UPEA ENGINEERS & ARCHITECTS
Houghton Iron Mountain Ishpeming
Sault Ste. Marie Marinette

*NOTE: SEE SHEET MEP001 FOR DETAILS ON
DEMO, NEW CONSTRUCTION, AND FIXTURE TYPES.

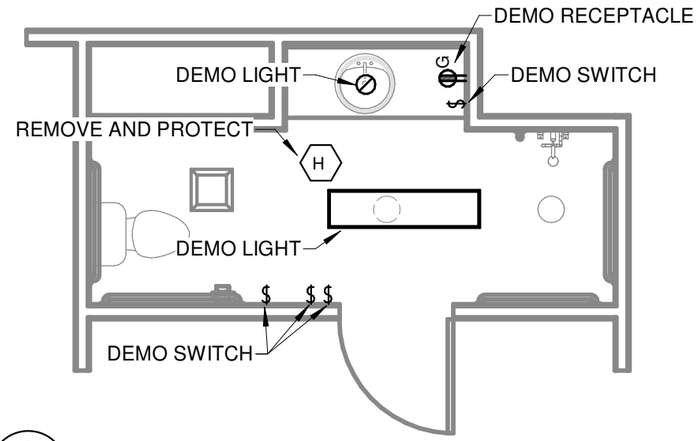

3 MEP601 ATLANTIC BATH 1 ELEC. DEMO
1/4" = 1'-0"

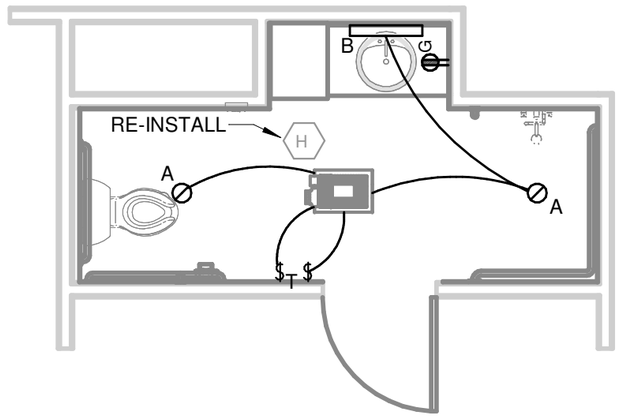

4 MEP601 ATLANTIC BATH 1 ELEC. PROPOSED
1/4" = 1'-0"

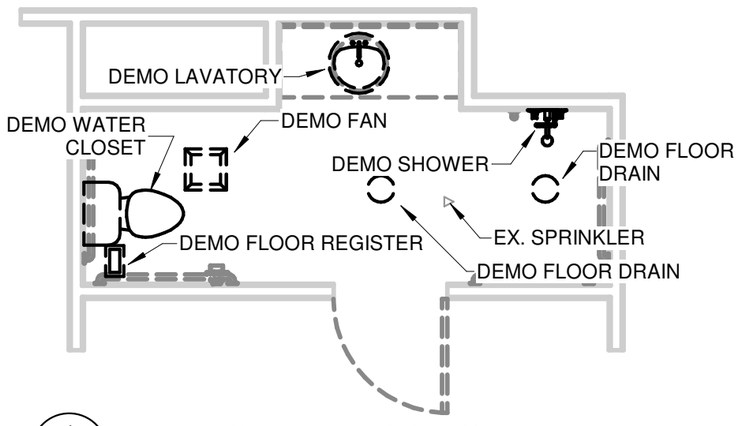

1 MEP601 ATLANTIC BATH 1 MP DEMO
1/4" = 1'-0"

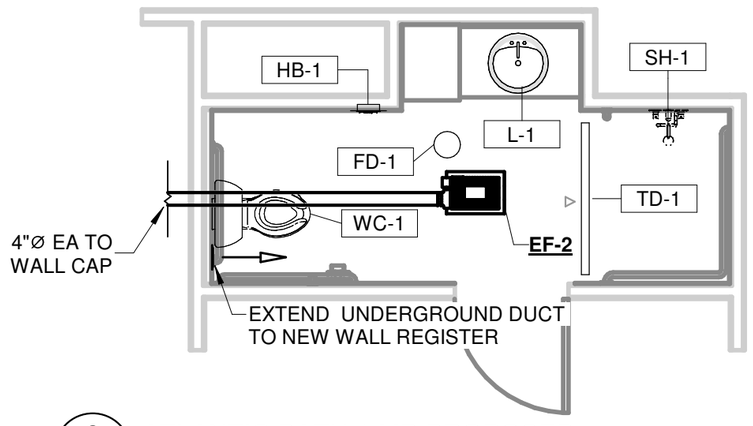

2 MEP601 ATLANTIC BATH 1 MP PROPOSED
1/4" = 1'-0"

LOCATION KEY

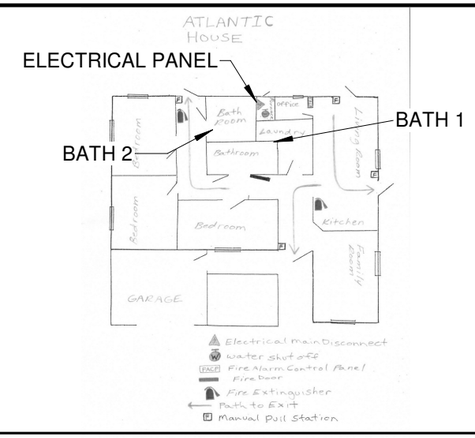

ATLANTIC HOUSE

CCCMH - GROUP HOMES
BATHROOM RENOVATIONS

DRAWING: MEP601
JOB No: C177-02367
DRAWN: SCP
DATE: 1/09/2023

U.P. ENGINEERS & ARCHITECTS, INC.
UPEA ENGINEERS & ARCHITECTS
Houghton Iron Mountain Ishpeming
Sault Ste. Marie Marinette

*NOTE: SEE SHEET MEP001 FOR DETAILS ON
DEMO, NEW CONSTRUCTION, AND FIXTURE TYPES.

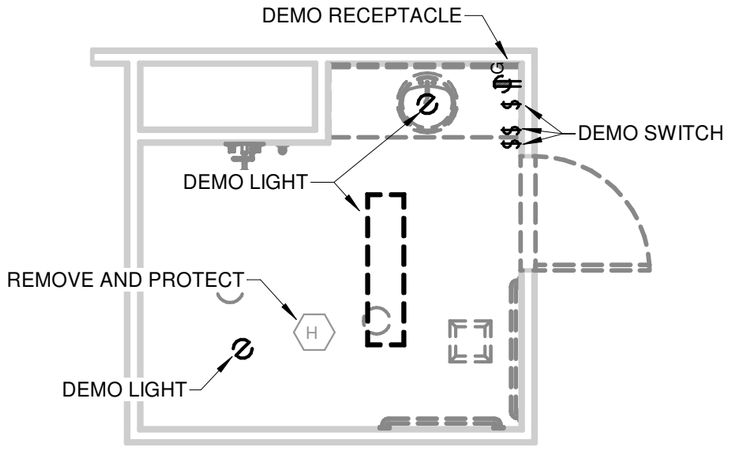

3 MEP602 ATLANTIC BATH 2 ELEC. DEMO
1/4" = 1'-0"

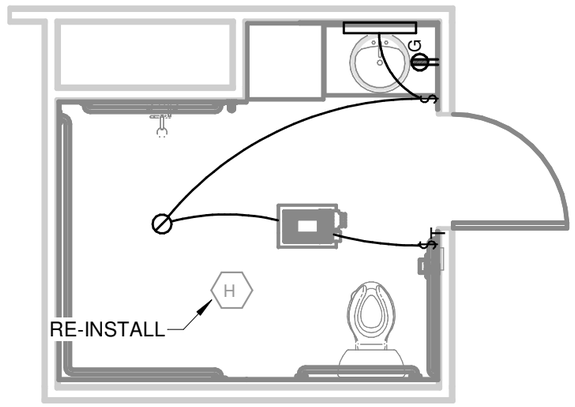

4 MEP602 ATLANTIC BATH 2 ELEC. PROPOSED
1/4" = 1'-0"

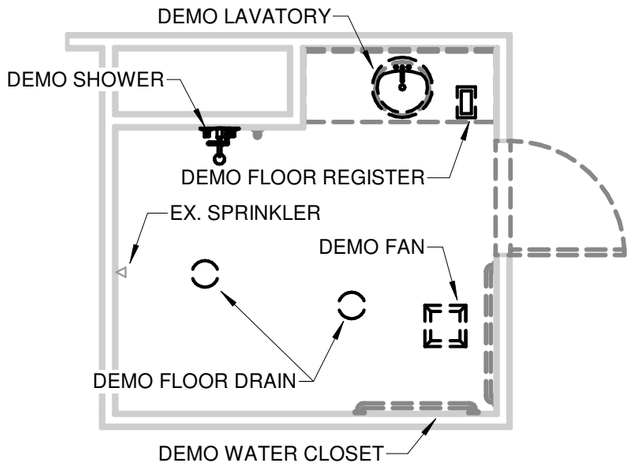

1 MEP602 ATLANTIC BATH 2 MP DEMO
1/4" = 1'-0"

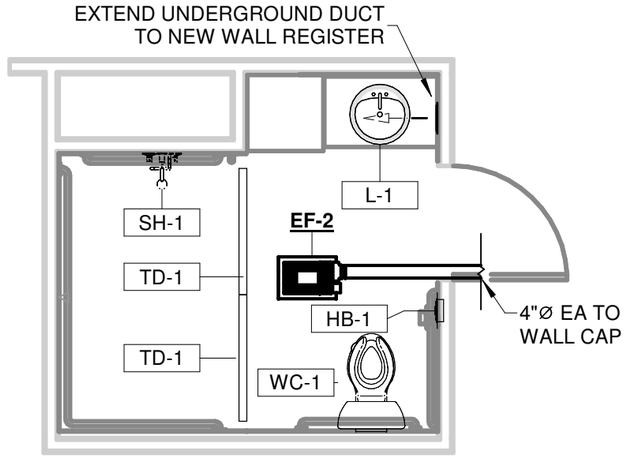

2 MEP602 ATLANTIC BATH 2 MP PROPOSED
1/4" = 1'-0"

LOCATION KEY

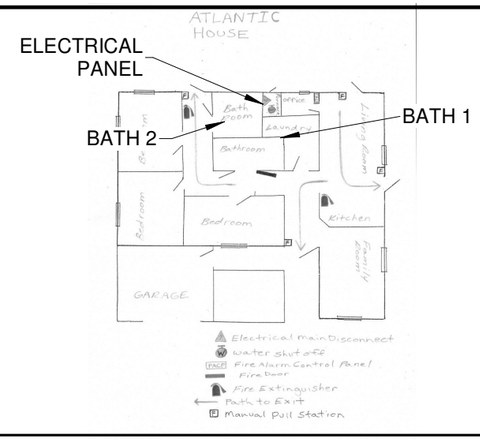

ATLANTIC HOUSE

CCCMH - GROUP HOMES
BATHROOM RENOVATIONS

DRAWN: SCP | DATE: 1/09/2023

DRAWING: MEP602

JOB No: C177-02367

U.P. ENGINEERS & ARCHITECTS, INC.
Houghton Iron Mountain Ishpeming
Sault Ste. Marie Marinette
UPEA ENGINEERS & ARCHITECTS