PROJECT MANUAL

CITY OF SAULT STE. MARIE

809 Seymour Street – Rubber Membrane Roof Installation

B-4-21

Prepared By:
City of Sault Ste. Marie
Engineering Department

Bid Opening:
April 9, 2021 – 3:00 PM

CITY OF SAULT STE. MARIE

809 SEYMOUR STREET – RUBBER MEMBRANE ROOF INSTALLATION

B-4-21

TABLE OF CONTENTS

TITLE **PAGE**

Notice to Bidders (NB 1) 3

Invitation for Proposals (INV 1-2) 4-5

Information for Bidders (IB 1-5) 6-10

Statement of Contractor's Qualifications (CQ 1-3) 11-13

Bid Form (BF 1-5) 14-18

Agreement (A 1-4) 19-22

Contractor Insurance Requirements (I 1-2) 23-24

Notice of Award (NA 1) 25

Notice to Proceed (NP 1) 26

Technical Specification:

Polyvinyl Chloride Roofing 28-35

Project Drawings/Attachments:

Roof Installation Detail 37

Project Sketches 38-39

Google Map Aerial – 809 Seymour Street 40

Side Photograph – 809 Seymour Street 41

CITY OF
SAULT STE. MARIE
MICHIGAN

NOTICE TO BIDDERS

Sealed Bids marked **"809 Seymour Street – Rubber Membrane Roof Installation B-4-21"** will be accepted at the office of the Purchasing Agent, City Hall, 225 E. Portage Avenue, Sault Ste. Marie, Michigan, 49783 until 3:00 P.M. on Friday, April 9, 2021, at which time and place all Bids will be opened and publicly read. The Bid will be for furnishing the following:

Installation of a new 50 mil single-ply PVC membrane roof system, insulation, and roof stacks, located at 809 Seymour Street.

A walk thru can be accommodated by appointment. Please call Eric Fountain at (906) 259-0811 to schedule.

Specifications, bid forms, and additional information may be obtained at the office of the City Clerk at the above address on Friday, March 26, 2021. All Bid Proposals shall be submitted in sealed envelopes marked as to the Bidder and the contents therein. All prospective bidders must register their bid document with the City Clerk in order to receive Addendums if they are issued.

The CITY reserves the right to reject any or all Bids, waive irregularities in any Bid, and make the award in the best interest of the City.

City Clerk/Purchasing Agent
Robin R. Troyer, MMC

INVITATION FOR PROPOSALS

CITY OF SAULT STE. MARIE, MICHIGAN

PROJECT:	**809 Seymour Street – Rubber Membrane Roof Installation** City of Sault Ste. Marie Bid Number **B-4-21**
OWNER:	City of Sault Ste. Marie, Michigan 225 E. Portage Avenue Sault Ste. Marie, Michigan 49783
ENGINEERS:	City of Sault Ste. Marie, Michigan Engineering Department
PUBLIC OPENING:	The Office of the City Purchasing Department (Clerk's Office) **3:00 P.M. on April 9, 2021.** Bidder is responsible for ensuring that Proposals are received on time.
BASIS OF PROPOSALS:	Unit Prices and or Lump Sums
DESCRIPTION:	Project includes – Installation of a new 50 mil single-ply PVC membrane roofing system, insulation, and roof vent stacks at 809 Seymour Street.
DOCUMENTS ON FILE:	City Engineer's Office 225 E. Portage Avenue Sault Ste. Marie, Michigan 49783 Website: https://www.saultcity.com/copy-of-doing-business

DOCUMENT FEE:	Contract Documents may be obtained at the office of the City Purchasing Agent (906-632-5716) or at the city's website at www.saultcity.com. You must register with the Purchasing Agent if you have downloaded the bid document in order to receive addendums if they are issued. There is no fee to obtain these documents.
PROPOSAL WITHDRAWAL:	Withdrawal of any Proposal is prohibited for a period of 45 days after the actual date of the opening thereof.
INSURANCE:	The Successful Bidder shall provide proof of insurance meeting the CITY'S requirements as set forth in the Contract Documents prior to contract execution.
CITY'S RIGHTS:	The City reserves the right to accept any Proposal, to reject any or all Proposals and to waive any irregularities in any Proposal, in the interest of the City.

INFORMATION FOR BIDDERS

1. PROPOSALS

Each Proposal shall be made on a form prepared therefore by the CITY and included as one of the Contract Documents, and shall be submitted, in a sealed envelope bound together with the other Contract Documents that are specified to be returned with the Bid Proposal, except the Plans, bearing the title of the Project and the name of the Bidder. The Plans may be returned in a separate package but are not required to be returned

The Bid Proposal shall be legibly prepared in ink or typewritten. All Unit Price or Lump Sum entries made on the Schedule of Items page in the Bid Proposal by the Bidder in the 'Unit Price" column and the "Bid Amount" column shall be hand written in ink or typed in place.

Where a LUMP SUM (LS) is called for, it shall be entered only in the "Bid Amount" column.

The unit prices, as stated, will govern in determining the correct total of the Bid Proposal. In case of a difference between the stipulated amounts in the Proposal written in words and the stipulated amount written in figures, the stipulated amounts in written words shall govern.

If a unit price or a lump sum already entered by the Bidder on the Bid Proposal is to be altered, it shall be crossed out in ink. The new unit price or lump sum shall be entered above or below it and initialed in ink by the Bidder on the line of the change each time the unit price or lump sum is altered.

The Bid Proposal shall be legally signed and the complete address of the Bidder given where requested.

Proposals shall be delivered by the time and to the place stipulated in the Advertisement. It is the sole responsibility of any Bidder to see that his Proposal is received in proper time. Any Proposal received after the scheduled time for opening of Proposals shall be returned to the Bidder unopened.

Proposals will be opened and publicly read aloud at the time and place set forth in the Advertisement.

Any Bidder may withdraw his Proposal, either personally or by telegraphic or written request, at any time prior to the scheduled time for opening of Proposals.

Proposals shall not contain any recapitulations of the work to be done. Alternate proposals will not be considered unless expressly requested. Oral proposals or modifications will not be considered.

Any financial or propriety information submitted in response to this Bid Proposal will become a public record subject to disclosure under the Freedom of Information Act. THE INFORMATION WILL NOT BE TREATED AS CONFIDENTIAL.

2. EXAMINATION OF DOCUMENTS AND VISIT TO SITE

Before submitting a Proposal, Bidders shall carefully examine the Plans, read the elements of the Contract Documents, shall visit the site of the work (appointments can be made by Eric Fountain, Street Superintendent at 906 259-0811), and shall fully inform themselves as to all existing conditions to be encountered, the difficulties and limitations involved in completing the Project, and all other factors affecting the work proposed on this Project.

It is the intent of the Contract Documents to provide that the Project to be constructed under this Proposal shall be complete and ready for use, in every respect. Any minor items not specifically called for in the Plans or Specifications, but which are clearly necessary, are to be included, at no increase in the Contract Price.

The Proposal shall include a sum to cover the cost of all items of work to be performed such that the Project to be constructed under this Proposal shall be complete and ready for use in every respect.

The Bidder to whom this Project is awarded will not be entitled to any additional compensation or extension of time by reason of his failure to fully acquaint himself with the conditions at the site or by his failure to fully examine the Contract Documents.

3. SUBCONTRACTS; MATERIAL AND EQUIPMENT QUOTATIONS

The Bidder to whom an award is made will not be entitled to additional compensation or extension of time by reason of his failure to fully understand all sub-proposals or quotations.

The Bidder is responsible for all coordination between Subcontractors and suppliers during the bidding and construction so that a complete Project is furnished for the Contract Price and within the Contract Time. The completed Project includes the furnishing of all equipment, accessories and appurtenances necessary for the proper operation and maintenance of the Project.

4. AWARD OR REJECTION

The Contract will be awarded to the lowest and/or best qualified and responsible Bidder complying with these instructions and with the Advertisement. The CITY reserves the right to reject any or all Proposals or to waive any irregularities or technicality in any Proposal in the best interest of the CITY.

5. INTERPRETATION OF DOCUMENTS

Interpretations of the meaning of the Plans, Specifications or other elements of the Contract Documents will not be valid if made orally to any Bidder. Oral interpretations, if given, shall be at the Bidder's risk and responsibility.

If any person contemplating submitting a Proposal is in doubt as to the true meaning of any part of the Contract Documents, or finds discrepancies in or omissions from the Contract Documents, he shall request a written interpretation or corrections thereof, from the CITY.

Every request for such interpretation must be in writing, and to receive consideration, must be delivered to the CITY at least five (5) days prior to the date fixed for the opening of Proposals.

Any and all such interpretations and any other supplemental instructions will be in the form of written addenda to the Contract Documents which, if issued, will be mailed by certified mail with return receipt requested to all prospective Bidders at the addresses furnished for such purpose, not later than three days prior to the date fixed for the opening of Proposals. Failure of any Bidder to receive any such addendum or interpretation shall not relieve such Bidder from any obligations under his Proposal as submitted.

The CITY will not be responsible for any other explanations or interpretations of the Contract Documents.

Any addenda issued during the time of bidding or forming a part of the Contract Documents shall be included in the Proposal and shall be made a part of the Contract Documents. Receipt of each Addendum shall be acknowledged in the Proposal.

6. TIME

Time is of the essence in the performance of this Contract. The work to be done shall be started upon receipt of the Notice to Proceed and shall be prosecuted expeditiously for completion at the earliest possible date prior to the completion date or dates so specified in the contract documents.

7. QUALIFICATIONS OF BIDDERS

It is the intention of the CITY to award this Contract to the Bidder most fully capable, both financially and as regards to experience, to perform and complete all work in a satisfactory manner. Evidence of such competency must be furnished, if desired, including a listing of similar projects which the Bidder has satisfactorily undertaken and completed.

8. REQUIREMENT FOR SIGNING PROPOSALS

Proposals which are not signed by the individual making them shall have attached thereto a power of attorney evidencing authority to sign the Proposal in the name of the person for whom it is signed.

Proposals which are signed by a partnership shall be signed by all of the partners or by an attorney-in-fact. If signed by an attorney-in-fact, there shall be attached to the Proposal a power of attorney evidencing authority to sign the Proposal, executed by the partners.

Proposals which are signed for a corporation shall have the correct corporate name thereof and the signatures of the president or other authorized officers of the corporation manually written below the corporate name following the word "By". If such a Proposal is manually signed by an officer other than the president of the corporation, a certified copy of a resolution of the Board of Directors evidencing the authority of such an official to sign the Proposal shall be attached to it. Such a Proposal shall also

bear the attested signature of the secretary of the corporation and the impression of the corporate seal.

All Bidders shall complete the enclosed form entitled "Legal Status of Bidder". (See P-2)

9. EXECUTION OF AGREEMENT

The Bidder to whom an award is made will be required to enter into a written Agreement in the form hereto annexed, within twenty (20) days, Sundays and legal holidays excepted, after being notified of the acceptance of his Proposal and receipt by him of copies of the Contract Documents to be executed.

10. INSURANCE

The successful Bidder will be required to carry insurance in the amounts and kinds specified in the Bid Documents. Such insurance must be with companies and in a form satisfactory to the CITY, and certificates of such insurance must be attached to each copy of the executed Contract Documents. The insurance certificates provided for this project shall include the City of Sault Ste. Marie as insured parties under this project.

11. PERMITS AND LOCAL CODES

The successful Bidder shall obtain, at his expense, all required local and state construction permits and shall comply with all local and state building, electrical and plumbing codes and inspection requirements as applicable to this project.

12. NONDISCRIMINATION

Contracts for work under this Proposal will obligate the contractors and subcontractors not to discriminate in employment practices.

Bidders must, if requested, submit a compliance report concerning their employment practices and policies in order to maintain their eligibility to receive the award of the contract.

Successful Bidders must, if requested, submit a list of all subcontractors who will perform work on the project and written signed statements from authorized agents of the labor pools with which they will or may deal for employees on the work together with supporting information to the effect that said labor pools practices and policies are in conformity with Executive Order No. 11246, as amended, and that said labor pools will affirmatively cooperate in or offer no hindrance to the recruitment, employment, and equal treatment of employees seeking employment and performing work under the contract or, a certification as to what efforts have been made to secure such statements when such agents or labor pools have failed or refused to furnish same prior to the award of the contract.

13. HEALTH AND SAFETY

The successful Bidder shall comply with the Health and Safety Regulations, Chapter XVII of Title 29

CFR, Part 1926, as promulgated by the Department of Labor, and/or applicable state and local Safety and Health Regulations. All questions regarding compliance and enforcement, as well as requests for the Regulations, should be directed to the Department of Labor and/or local agencies.

14. EXISTING INFORMATION

Any notations shown on the plans are for general information purposes only and are not intended to relieve the Contractor of his responsibility of investigating all local conditions affecting the work. Such locations of public utilities as are shown on the plans are taken from sources believed to be reliable. The CITY will not be responsible for any omissions of, or variations from, the indicated location of existing utilities which may be encountered in the work.

No plea of ignorance of conditions which exist or which may hereafter exist, or of any difficulties which may be encountered will be accepted as the basis for any failure or omission on the part of the Contractor to fulfill all of the requirements of this Contract, nor will such failure or omission be accepted as the basis for any claims of any nature for extra compensation or extension of time. The submission of a bid shall be considered as prima facia evidence of compliance with this section.

15. EMPLOYMENT OF LOCAL LABOR

In accordance with the goal of the City to increase employment opportunities wherever possible within our community, Bidders should be aware that one factor in considering bid award shall be the amount of local (Chippewa County) labor to be hired by the contractor and subcontractor. Each bidder is required to estimate the total man hours to be expended on the "on-site" construction of the project, and the percentage of those man hours which will involve local labor

Bidders estimate as to total man hours to be expended in "on-site"
Construction. . . . . _____Man Hours

Bidders estimate as to man hours which will involve local
Labor . . . . . _____%

(INFBID-C 04/02/03)

STATEMENT OF CONTRACTOR'S QUALIFICATIONS FOR ALL CONTRACTS

This form, completely filled in and with attachments, shall be submitted upon request to the City Engineering Department by 10 a.m. on the second business day following date of bid opening. Failure to submit this form may be grounds for rejection of bid.

1. Date of Organization/Incorporation: _____

2. Type of Organization (Corporation, Partnership, etc.): _____

3. Officers/Principals (Titles and Names): _____

   _____

4. States in which Organization is legally qualified to do business: _____

   _____

5. What is your current bonding capacity? _____

6. Name of proposed bonding company for this Project: _____

   Address and telephone number of agent: _____

7. Attach Financial Statement, including latest Balance Sheet, Income Statement, and Retained Earnings. (To be furnished if requested by City prior to bid award.)

8. List, on an attachment, three completed projects that best represent the building type, type of construction, and dollar amount similar to the project being contemplated. Also provide dates, names, addresses and telephone numbers for references.
   .

9. List, on an attachment, all projects currently in progress, including type of work, contract amount, percentage of completion, name, and telephone number of the Owner(s) or their representatives, and Engineer/Architect.

10. List, on an attachment, all projects completed within the last five years, including the type of work, contract amount, and percentage of contract performed by your own forces.

11. During the last five years, what was your largest and average size project amounts in dollars:

$ _____ (Largest)

$ _____ (Average)

12. Has your organization ever failed to complete any projects? If yes, list when, where and why on an attachment.

_____

13. Has your organization or any predecessor or affiliate thereof been involved in bankruptcy, reorganization, insolvency, or receivership proceedings under federal or state law within the past ten years? If yes, describe the date and nature of the proceedings and court involved on an attachment.

_____

14. Has your organization been involved in any lawsuits with Owners, Engineers/Architects, or other Contractors involving any projects within the lat five years? If yes, describe the date and nature of the proceedings and court involved on an attachment.

_____

15. Are there any outstanding liens filed against your organization? If yes, explain on an attachment.

_____

16. List the type of work normally performed by your own forces.

_____

_____

_____

_____

_____

_____

17. List the names of the project manager and project Superintendent proposed for this project. Attach resumes.

_____

_____

I hereby certify the accuracy and completeness of all information on this form and attachments. The discovery of deliberate misinformation given herein shall be considered as grounds for contract termination.

Organization: _____

Signature/Title: _____

Date: _____

Name of Bidder: _____

BID FORM
FOR
809 Seymour Street – Rubber Membrane Roof Installation
BID NUMBER B-4-21
FOR
CITY OF SAULT STE. MARIE, MICHIGAN

To the City of Sault Ste. Marie (herein referred to as CITY):

The undersigned as Bidder hereby declares that this Bid is made in good faith, without fraud or collusion with any person or persons bidding on the same Contract; that he/she has read and examined the Advertisement, Information for Bidders, Agreement, Forms for Bonds (where applicable), Specifications and plans, as prepared by the CITY, and understands all of the same; that he/she or his/her representative has informed himself/herself fully with regard to the conditions to be met in the execution of the Contract, and the undersigned proposes to furnish all labor, materials, tools, power, transportation and construction equipment necessary for completing this project as herein specified for the CITY and perform related work in full accordance with aforesaid Contract Documents, including any and all Addenda officially issued; the receipt of which is hereby acknowledged:

Addendum No.	Date	Signature

Bid Price: The Bidder agrees to complete the Work required for this construction project in accordance with the Contract Documents for the following unit prices and or lump sums as indicated starting on page BF-3.

NAME, ADDRESS, LEGAL STATUS,
AND SIGNATURE OF BIDDER

This Bid is submitted in the name of:

(Print) _____

The undersigned hereby designates below his/her business address to which all notices, directions or other communications may be served or mailed:

Street _____

City _____

State _____ Zip Code _____

The undersigned hereby declares that he/she has the legal status checked below:

[ ] INDIVIDUAL

[ ] INDIVIDUAL DOING BUSINESS UNDER AN ASSUMED NAME

[ ] CO-PARTNERSHIP
The Assumed Name of the Co-Partnership is registered in
The County of _____, Michigan

[ ] CORPORATION INCORPORATED UNDER THE LAWS OF THE STATE OF
_____, The Corporation is,

[ ] LICENSED TO DO BUSINESS IN MICHIGAN

[ ] NOT NOW LICENSED TO DO BUSINESS IN MICHIGAN

The names, titles and home addresses of all persons who are officers or Partners in the organization are as follows:

NAME AND TITLE	HOME ADDRESS
_____	_____
_____	_____
_____	_____

BID FORM
CITY OF SAULT STE. MARIE, MICHIGAN
B-4-21
Project Title: 809 Seymour Street – Rubber Membrane Roof Installation
Location: 809 Seymour Street, Sault Ste. Marie, MI

ITEM	ITEM DESCRIPTION	UNIT	EST QTY	UNIT PRICE	TOTAL ($)
1	50 Mil Membrane & Insulation	SF	5306	$	$
2	6" Roof Vent Stacks	EACH	5	$	$
				$	$
				$	$
				$	$
				$	$
				$	$
				TOTAL ($)	

Contractor is responsible for verifying quantites

The BIDDER agrees to complete all work as described herein and as shown on the plan sheets and specifications for the total sum of:

_____ Dollars ($ _____)

(Amounts shall be shown in both words and figures; in case of discrepancy, the amount shown in words shall govern. Total will be checked using units & unit prices shown above.)

GENERAL NOTES

Measurement and payment shall be at the Contract Unit Price per pay item in the Proposal.

The undersigned as BIDDER, hereby declares that this Proposal is made in good faith, without fraud or collusion with any person bidding on the same contract.

The undersigned CONTRACTOR and CITY acknowledge for certain public agency construction contracts Michigan Statutes (Act No. 524, Public Acts of 1980) require the payment of interest on retainage. The parties hereto agree however, to waive the requirements of Act No. 524 (MCLA 125.1561) if a contract is entered into between them to perform the construction improvements. In lieu of application of the Statute, the parties adopt the retainage terms and conditions contained in these contract General Conditions for their mutual convenience. The CITY agrees to pay and the CONTRACTOR agrees to accept the applicable sum as indicated in the following table as a stipulated interest on the retained amounts under the terms and conditions of this contract pursuant to the applicable Statute mentioned above. Such sums shall be paid at completion of the project and will be included in the last payment applicable to the project:

ORIGINAL CONTRACT AMOUNT	STIPULATED INTEREST ON RETAINAGE ($)
$0 TO 49,999	25
50,000 to 99,999	50
100,000 to 249,000	100
250,000 to 499,999	150
500,000 to 749,999	250
750,000 to 999,999	400
1,000,000 and Over	Act No 524 will apply

The undersigned has examined the specifications and other contract documents, and the location of the work described herein and on the drawings and is fully informed as to the nature of the work and the conditions relating to its performance and understands that the quantities shown are approximate only and are subject to either increase or decrease.

The undersigned hereby proposes to furnish all necessary equipment, perform all the work including traffic control, furnish all the materials and for the unit prices named in the Bid Form, to complete the work as herein described in accordance with the project plans, specifications (referenced or included), the contract Special Provisions and Supplemental Specifications. All materials used will be in strict conformity with the requirements of the specifications and such other supplemental specifications and Special Provisions as may be a part of the Contract Documents.

The undersigned agrees that if the foregoing BID shall be accepted by the CITY, he/she will within ten (10) days (Sundays and legal holidays excepted) after receiving Notice of Award, enter into a Contract Agreement and will complete the project ready for use, at the prices and within the time stated in this Bid Form, and that he/she will furnish the CITY with satisfactory certificates of insurance coverage in amounts as herein specified.

The undersigned further agrees that should this Bid be accepted by the CITY, he/she will complete work by or before June 4, 2021 including completion of all work items included in this project.

The "completed by" dates as specified has been set with the understanding that the Contract Award is approved through the city commission meeting to be held on **April 19, 2021**. If weather conditions cause delays in construction, an extension can be requested through the City Engineering Department.

The undersigned also agrees that for each and every calendar day that he/she may be in default of substantial completion of the work, within the time specified in this Proposal or within the time to which said time of completion may be extended for good cause shown, the CITY will suffer a damage of Two Hundred Fifty and 00/100 Dollars ($250) per day, and said CITY shall be compensated therefore at that rate as liquidated damages in accordance with the Agreement Form.

In submitting this Bid, it is understood that the CITY reserves the right to accept or reject any or all Bids, waive irregularities in any Bid and make the award in any manner deemed for the best interest of the CITY.

Dated and signed at _____, this the _____ day of _____, 2021.

Bidders Name	Official Address
By	
Signature	
Title	Telephone

CITY OF SAULT STE. MARIE

AGREEMENT

THIS AGREEMENT, made as of the ____ day of _____, 2021, by and between the CITY OF SAULT STE. MARIE, MICHIGAN, hereinafter called the OWNER OR CITY, and _____ hereinafter called the CONTRACTOR.

- WITNESSETH, that whereas the CITY intends to contract for the complete construction of installation of a new 50 mil single-ply PVC membrane roofing system, insulation, and roof vent stacks at 809 Seymour Street within the City of Sault Ste. Marie. The project title is **"809 Seymour Street – Rubber Membrane Roof Installation B-4-21"**

- NOW, THEREFORE, THE CITY AND CONTRACTOR for the considerations hereinafter set forth, agree as follows:

I. THE CONTRACTOR AGREES to furnish all the necessary labor, materials, equipment, tools and services necessary to perform and complete, in a workmanlike manner, all work required for the complete construction the above described work, as specified in the Proposal and in strict compliance with applicable local, state and federal codes and the Contract Documents herein mentioned, which are hereby made a part of the Contract, including the following Addenda:

ADDENDUM NO.	DATED
_____	_____
_____	_____
_____	_____

A. Contract Time: Work under this Agreement shall be commenced upon the CONTRACTOR'S receipt of the executed Agreement signed by the CITY or upon the date as specified in the written Notice to Proceed (if such date is different from the date of the executed Agreement) and the work shall be completed according to the following schedule:

<u>Substantial and Final Completion:</u> June 4, 2021

as specified in the Bid Form, a copy of which is attached.

a) If the CONTRACTOR refuses or fails to prosecute the work or any separate part thereof, with such diligence as will insure its completion, ready for use, within the number of consecutive calendar days specified herein, or any extension thereof, or fails to complete said work within such time, the

DRAFT

CITY may, by written notice to the CONTRACTOR, terminate his/her right to proceed with the Project or such part of the Project as to which there has been delay. In such event, the CITY may take over the Project and prosecute the same to completion, by contract or otherwise, and the CONTRACTOR shall be liable to the CITY for any excess cost occasioned the CITY thereby. If the CONTRACTOR'S right to proceed is so terminated, the CITY may take possession of and utilize in completing the Project such materials, appliances, and plants as may be on the site of the Project and necessary therefore

B. Liquidated Damages: The CITY and CONTRACTOR recognize that time is of the essence in fulfilling the requirements of this Agreement and also recognize that the CITY will suffer financial loss if the work is not completed within the times specified in paragraph "A" above, plus any extensions thereof allowed in accordance with Section 23 of the General Conditions. The CITY and CONTRACTOR also recognize the delays, expense and difficulties involved in proving the actual loss suffered by the CITY if the work is not completed on time.

If the CONTRACTOR shall neglect, refuse or fail to complete the required work within the time specified in Paragraph I. A. for completion and readiness for final payment or any proper extension thereof granted by the CITY, the CONTRACTOR shall pay the CITY Eight Hundred Dollars ($800) for each calendar day that expires after the time specified in Paragraph "A" until such time as Final Completion is attained; ready for final payment.

C. Sub-contractors: The CONTRACTOR agrees to bind every sub-contractor by the terms of the Contract Documents. The Contract Documents shall not be construed as creating any contractual relation between any Sub-contractor and the CITY.

II. THE CITY AGREES to pay, and the CONTRACTOR agrees to accept, in full payment for the performance of this Contract an amount to be determined by the actual constructed quantities and the Unit Prices and Lump Sums set forth in the attached Bid Form. This amount is estimated to be _____ Dollars ($_____)

A. Progress payments will be made in accordance with the General Conditions of the Contract.

2. The CONTRACTOR and CITY acknowledge that for certain public agency construction contracts Michigan Statues (Act No. 524, Public Acts of 1980) require the payment of interest on retainage. The parties hereto agree however, to waive the requirements of Act No. 524 (MCLA 125.1561) if a contract is entered into between them to perform the construction improvements. In lieu of application of the Statute, the parties adopt the retainage terms and conditions contained in these contract General Conditions for their mutual convenience. The CITY agrees to pay and the CONTRACTOR agrees to accept the applicable sum as indicated in the following table as a stipulated interest on the retained amounts under the terms and conditions of this contract pursuant to the applicable Statute mentioned above. Such sums shall be paid at completion of the project and will be included in the last payment applicable to the project:

DRAFT

ORIGINAL CONTRACT AMOUNT	STIPULATED INTEREST ON RETAINAGE ($)
$0 TO 49,999	25
50,000 to 99,999	50
100,000 to 249,000	100
250,000 to 499,999	150
500,000 to 749,999	250
750,000 to 999,999	400
1,000,000 and Over	Act No 524 will apply

III. CONTRACT DOCUMENTS: The Contract comprises the Contract Documents listed in the General Conditions of the Contract. In the event that any provision of one Contract Document conflicts with the provision of another Contract Document, the provision in the contract Document first listed below shall govern, except as otherwise specifically stated.

A. Agreement (this instrument)
B. Addenda to Contract Documents
C. Legal and Procedural Documents
   1. Bid Form
   2. Information for Bidders
   3. Advertisement
D. Detailed Special Provisions and Supplemental Specifications
E. General Conditions of the Contract
F. Project Drawings

IV. AUTHORITY AND RESPONSIBILITY OF THE CITY: The CITY shall decide all questions which may arise relating to the quality and acceptability of materials furnished and work performed, the manner of performance and the rate of progress of the work, all questions which may arise as to the interpretations of the Plans and Specifications; and all questions as to the acceptable fulfillment of the terms of the Contract. The CITY shall decide all questions as to the rights of different Contractors on the Project.

V. SUCCESSORS AND ASSIGNS: This Agreement and all of the covenants hereof shall inure to the benefit of and be binding upon the CITY and the CONTRACTOR respectively and his/her partners, successors, assigns and legal representatives. Neither the CITY nor the CONTRACTOR shall have the right to assign, transfer or sublet his/her interests or obligations hereunder without written consent of the other party.

VI. SPECIAL PROVISIONS: The CITY and the CONTRACTOR mutually agree that this Agreement shall be subject to the included Special Provisions, if any, which shall supersede other conflicting provisions of this Agreement.

DRAFT

IN WITNESS WHEREOF, the parties have made and executed this Agreement, the day and year first above written.

(CONTRACTOR'S COMPANY NAME) _____

BY: _____ BY:_____
(SIGNATURE) (SIGNATURE)

_____ _____
(PRINT) (PRINT)

TITLE: _____ TITLE:_____
(PRINT) (PRINT)

CITY OF SAULT STE. MARIE, MICHIGAN

_____
CITY MANAGER (Brian Chapman) Approved

DRAFT

CITY OF SAULT STE. MARIE

CONTRACTOR INSURANCE REQUIREMENTS

The Contractor shall not commence work under this contract until he/she has obtained the insurance required as outlined following this paragraph. All coverage shall be with insurance companies licensed and admitted to do business in the State of Michigan. All coverage shall be with insurance carriers acceptable to the City of Sault Ste. Marie, Michigan.

1. Workers' Compensation Insurance: The Contractor shall procure and maintain during the life of this contract, Workers' Compensation and Employers Liability Coverage, in accordance with all applicable Statutes of the State of Michigan. Limits of liability for Employers Liability shall be:

   $500,000 Bodily Injury each accident
   $500,000 Disease policy limit and
   $500,000 Disease each employee.

2. Commercial General Liability and Umbrella Liability Insurance: The Contractor shall procure and maintain during the life of this contract, Commercial General Liability Insurance on an "Occurrence Basis" with the following limits:

General Aggregate (other than Products/Completed Operations)	$3,000,000
Products/Completed Operations Aggregate	$3,000,000
Personal and Advertising Injury Limit	$1,000,000
Each Occurrence	$1,000,000
Fire Damage Limit	$500,000
Medical Expense	$5,000

   Coverage shall include the following:

   (A) Contractual Liability;
   (B) Products and Completed Operations;
   (C) Independent Contractors Coverage;
   (D) Broad Form General Liability Extensions or equivalent;
   (E) Explosion, Collapse and Underground (XCU) shall not be excluded.
   (F) Coverage shall be Primary and Noncontributory.

3. Business Auto and Umbrella Liability Insurance: The Contractor shall procure and maintain during the life of this contract Business Auto Liability Insurance, including Michigan No-Fault Coverage, and if necessary, umbrella liability, with limits of liability of not less than $1,000,000.00 per occurrence combined single limit Bodily Injury and Property Damage. Coverage shall include all owned vehicles, all non-owned vehicles and all hired vehicles (Symbol 1).

4. Additional Insured: Commercial General Liability Insurance, as described above, shall include an endorsement stating the following shall be "Additional Insureds": the City of Sault Ste. Marie, all elected and appointed officials, all employees and volunteers, all boards, commissions and/or authorities and board members, including employees and volunteers thereof. (CG 20 10 04 13 and CG 20 01 04 13 or equivalent)

5. Cancellation Notice: Workers' Compensation Insurance, Commercial General Liability Insurance and Business Auto Liability Insurance and Umbrella Liability Insurance, as described above, shall include an endorsement stating the following: "It is understood and agreed that Thirty (30) days Advance Written Notice of Cancellation, Non-Renewal, Reduction and/or Material Change shall be sent to:

   City Clerk
   City of Sault Ste. Marie
   225 E. Portage Avenue
   Sault Ste. Marie, Michigan 49783

6. Waiver of Subrogation: Contractor shall obtain and provide waiver of subrogation on Commercial General Liability, Auto Liability, Workers Compensation, and Umbrella in favor of City of Sault Ste. Marie with respect to losses arising out of or in connection with the work.

7. Proof of Insurance Coverage: **The Contractor shall provide the City of Sault Ste. Marie at the time the contracts are returned by him/her for execution, certificates and policies as listed below**:

   a. Two (2) copies of Certificate of Liability Insurance (ACORD 25) for Workers' Compensation Insurance, Commercial General Liability Insurance, Business Auto Liability Insurance and Umbrella Liability Insurance. This Certificate shall cite the specific endorsement(s) relative to the "Additional Insured" and "Cancellation Notice" as required above.

   b. If so requested, Certified Copies of all policies mentioned above will be furnished.

If any of the above coverages expire during the term of this contract, the Contractor shall deliver renewal certificates and/or policies to the City of Sault Ste. Marie at least ten (10) days prior to the expiration date.

The Contractor shall not cancel or reduce the coverage of any insurance without providing prior written notice to the City. The Contractor shall cease operations immediately on the occurrence of any such reduction or cancellation, and shall not resume operations until new insurance, approved by the City, is in force.

Contractors on City projects shall furnish certificates of insurance **before** work is begun.

NOTICE OF AWARD

To: _____

_____

_____

PROJECT NAME: Rubber Membrane Roof Installation – 809 Seymour Street B-4-21

The OWNER has considered your BID dated _____ for the above referenced project. You are hereby notified that your bid has been accepted for the WORK described as: Installation of a new 50 mil single-ply PVC membrane roofing system, insulation, and roof vent stacks, in the total sum of $_____

You are required to execute the Agreement and furnish the required CONTRACTOR'S certificates of Insurance coverage within ten (10) calendar days from the date of this Notice. Three (3) unsigned copies of the Agreement, prepared for your signature, will be sent to you within 3 business days of this Notice of Award. The NOTICE TO PROCEED will not be issued until the CITY receives the required Insurance and executed Agreement from the CONTRACTOR and until such documents are in accordance with the contract requirements and are approved by the CITY.

You are required to return an acknowledged copy of this NOTICE OF AWARD to the OWNER.

Dated this _____ day of _____, 20___

Owner: City of Sault Ste. Marie

BY: _____
David S. Boyle, City Engineer

ACCEPTANCE OF NOTICE

Receipt of the above NOTICE OF AWARD is hereby acknowledged

this _____ day of _____, 20___

By: _____
(SIGNATURE)

_____
(PRINT)

Title: _____

SAMPLE

NOTICE TO PROCEED

TO: _____ DATE: _____

_____ PROJECT: Rubber Membrane Roof Installation 809 Seymour St. B-4-21

_____ _____

You are hereby notified to commence WORK in accordance with the Agreement dated _____ **2021**, on or before_____, 2021, and you are to complete the WORK in accordance with the Agreement to ensure that the project is completed by **June 4, 2021.**

You are required to return an acknowledged copy of this NOTICE TO PROCEED to the OWNER.

CITY OF SAULT STE. MARIE, MICHIGAN
Owner

_____
BY:
David S. Boyle, City Engineer

ACCEPTANCE OF NOTICE

Receipt of the above NOTICE TO PROCEED is hereby acknowledged by:

_____
(CONTRACTORS COMPANY NAME)

this the _____day of _____, **20**_____,

BY: _____
(SIGNATURE)

_____
(PRINT)

TITLE: _____
(PRINT)

DRAFT

TECHNICAL SPECIFICATION

Polyvinyl-Chloride Roofing

PART 1 GENERAL

1.1 SECTION INCLUDES

A. Overlay existing metal roof.

B. Membrane attached with mechanical fasteners.

C. Filler system, attached with mechanical fasteners.

D. Prefabricated flashings, corners, parapets, stacks, vents, and related details.

E. Fasteners, adhesives, and other accessories required for a complete roofing installation.

1.2 REFERENCES

A. NRCA - The NRCA Roofing and Waterproofing Manual.

B. ASCE 7 - Minimum Design Loads For Buildings And Other Structures.

C. UL - Roofing Materials and Systems Directory, Roofing Systems (TGFU.R10128).

D. ASTM C 1289 - Standard Specification for Faced Rigid Cellular Polyisocyanurate Thermal Insulation Board.

E. ASTM D 751 - Standard Test Methods for Coated Fabrics.

F. ASTM D 4434 - Standard Specification for Poly(Vinyl Chloride) Sheet Roofing.

G. ASTM E 108 - Standard Test Methods for Fire Tests of Roof Coverings.

H. ASTM E 119 - Standard Test Methods for Fire Tests of Building Construction and Materials.

1.3 SYSTEM DESCRIPTION

A. General: Provide installed roofing membrane and base flashings that remain watertight; do not permit the passage of water; and resist specified uplift pressures, thermally induced movement, and exposure to weather without failure.

B. Material Compatibility: Provide roofing materials that are compatible with one another under conditions of service and application required, as demonstrated by roofing membrane manufacturer based on testing and field experience.

C. Physical Properties:

1. Roof product must meet the requirements of Type III PVC sheet roofing as defined by ASTM D 4434 and must meet or exceed the following physical properties.
2. Thickness: 50 mil, nominal, in accordance with ASTM D 751.
3. Thickness Over Scrim: ≥ 26 mil in accordance with ASTM D 751.
4. Breaking Strengths: ≥ 423 lbf. (MD) and ≥ 278 lbf. (XMD) in accordance with ASTM D 751, Grab Method.
5. Elongation at Break: ≥ 31% (MD) and ≥ 30% (XMD) in accordance with ASTM D 751, Grab Method.
6. Heat Aging in accordance with ASTM D 3045: 176 °F for 56 days. No sign of cracking, chipping or crazing. (In accordance with ASTM D 4434).
7. Factory Seam Strength: ≥ 423 lbf. in accordance with ASTM D 751, Grab Method.

8. Tearing Strength: ≥ 90 lbf. (MD) and ≥ 143 lbf. (XMD) in accordance with ASTM D 751, Procedure B.
9. Low Temperature Bend (Flexibility): Pass at -40 °F in accordance with ASTM D 2136.
10. Accelerated Weathering: No cracking, checking, crazing, erosion or chalking after 5,000 hours in accordance with ASTM G 154.
11. Linear Dimensional Change: < 0.20% (MD) and 0.10% (XMD) in accordance with ASTM D 1204 at 176 ± 2 °F for 6 hours.
12. Water Absorption: < 2.60% in accordance with ASTM D 570 at 158 °F for 166 hours.
13. Static Puncture Resistance: ≥ 33 lbs. in accordance with ASTM D 5602.
14. Dynamic Puncture Resistance: ≥ 14.7 ft-lbf. in accordance with ASTM D 5635.

D. Cool Roof Rating Council (CRRC):

1. Membrane must be listed on CRRC website.
   a. Initial Solar Reflectance: ≥ 85%
   b. Initial Solar Reflective Index (SRI): ≥ 108

E. Insulation

1. Provide overall thermal resistance for roofing system as follows:
   a. Minimum Thickness: Base on the requested “R” value (R-20)
2. Install using a minimum of two layers.
3. Configuration as indicated on the Drawings or as recommended.

1.4 SUBMITTALS

A. Submit under provisions of Section 01300.

B. Data sheets on each product to be used, including:

1. Preparation instructions and recommendations.
2. Storage and handling requirements and recommendations.
3. Installation methods.
4. Maintenance requirements.

C. Shop Drawings: Indicate insulation pattern, overall membrane layout, field seam locations, joint or termination detail conditions, and location of fasteners.

D. Verification Samples: For each product specified, two samples, representing actual product, color, and finish.

1. 4 inch by 6 inch sample of roofing membrane, of color specified.
2. 4 inch by 6 inch sample of walkway pad.
3. Termination bar, fascia bar with cover, drip edge and gravel stop if to be used.
4. Each fastener type to be used for installing membrane, insulation/recover board, termination bar and edge details.

E. Installer Certification: Certification from the roofing system manufacturer that Installer is approved, authorized, or licensed by manufacturer to install roofing system.

F. Manufacturer's warranties.

1.5 QUALITY ASSURANCE

A. Perform work in accordance with manufacturer's installation instructions.

B. Manufacturer Qualifications: A manufacturer specializing in the production of PVC membranes systems and utilizing a Quality Control Manual during the production of the membrane roofing system that has been approved by and is inspected by Underwriters Laboratories.

C. Installer Qualifications: Company specializing in installation of roofing systems similar to those specified in this project and approved by the roofing system manufacturer.

D. Source Limitations: Obtain components for membrane roofing system from roofing membrane manufacturer.

E. There shall be no deviations from the roof membrane manufacturer's specifications or the approved shop drawings without the prior written approval of the manufacturer.

1.6 REGULATORY REQUIREMENTS

A. Conform to applicable code for roof assembly wind uplift and fire hazard requirements.

B. Fire Exposure: Provide membrane roofing materials with the following fire-test-response characteristics. Materials shall be identified with appropriate markings of applicable testing and inspecting agency.

1. Exterior Fire-Test Exposure:

a. Class A; ASTM E 108, for application and roof slopes indicated.

2. Fire-Resistance Ratings: Comply with ASTM E 119 for fire-resistance-rated roof assemblies of which roofing system is a part.

3. Conform to applicable code for roof assembly fire hazard requirements.

C. Wind Uplift:

1. Roofing System Design: Provide a roofing system designed to resist uplift pressures calculated according to the current edition of the ASCE-7 Specification *Minimum Design Loads for Buildings And Other Structures*.

1.7 PRE-INSTALLATION MEETING

A. Convene meeting not less than one week before starting work of this section.

B. Review methods and procedures related to roof deck construction and roofing system including, but not limited to, the following.

1. Meet with Owner, Architect, Owner's insurer if applicable, testing and inspecting agency representative, roofing installer, roofing system manufacturer's representative, deck installer, and installers whose work interfaces with or affects roofing including installers of roof accessories and roof-mounted equipment.

2. Review and finalize construction schedule and verify availability of materials, installer's personnel, equipment, and facilities needed to make progress and avoid delays.
3. Examine deck substrate conditions and finishes for compliance with requirements, including flatness and fastening.
4. Review structural loading limitations of roof deck during and after roofing.
5. Review base flashings, special roofing details, roof drainage, roof penetrations, equipment curbs, and condition of other construction that will affect roofing system.
6. Review governing regulations and requirements for insurance and certificates if applicable.
7. Review temporary protection requirements for roofing system during and after installation.
8. Review roof observation and repair procedures after roofing installation.

1.8 DELIVERY, STORAGE AND HANDLING

A. Deliver roofing materials to Project site in original containers with seals unbroken and labeled with manufacturer's name, product brand name and type, date of manufacture, and directions for storing and mixing with other components.

B. Store liquid materials in their original undamaged containers in a clean, dry, protected location and within the temperature range required by roofing system manufacturer. Protect stored liquid material from direct sunlight.

C. Protect roof insulation materials from physical damage and from deterioration by sunlight, moisture, soiling, and other sources. Store in a dry location. Comply with insulation manufacturer's written instructions for handling, storing, and protecting during installation.

D. Store roof materials and place equipment in a manner to avoid permanent deflection of deck.

E. Store and dispose of solvent-based materials, and materials used with solvent-based materials, in accordance with requirements of local authorities having jurisdiction.

1.9 WARRANTY

A. Contractor's Warranty: The contractor shall warrant the roof application with respect to workmanship and proper application for two (2) years from the effective date of the warranty issued by the manufacturer.

B. Manufacturer's Warranty: Must be no-dollar limit type and provide for completion of repairs, replacement of membrane or total replacement of the roofing system at the then-current material and labor prices throughout the life of the warranty. In addition the warranty must meet the following criteria:

1. Warranty Period: 20 years from date issued by the manufacturer.
2. Must provide positive drainage.
3. No exclusion for damage caused by biological growth.
4. Issued direct from and serviced by the roof membrane manufacturer.
5. Transferable for the full term of the warranty.

PART 2 PRODUCTS

2.1 ROOFING SYSTEM COMPONENTS

Polyvinyl-Chloride Roofing

A. Roofing Membrane: membrane conforming to ASTM D 4434, type III, fabric-reinforced, PVC, NSF/ANSI 347 Gold or Platinum Certification, and a product-specific third-party verified Environmental Product Declaration. Membrane properties as follows:

1. Thickness:
   a. 50 mil, nominal.
2. Exposed Face Color:
   a. White.
3. Minimum recycle content 7% post-industrial and 0% post-consumer.
4. Recycled at end of life into resilient flooring or concrete expansion joints.

B. Accessory Materials: Provide accessory materials supplied by or approved for use manufacturer.

1. Sheet Flashing: Manufacturer's standard reinforced PVC sheet flashing.
2. Prefabricated Flashings: manufactured using Manufacturer's standard reinforced PVC membrane.
   a. Stack Flashings.
   b. Curb Flashings.
3. Sealants and Adhesives: Compatible with roofing system.
   a. Caulk.
   b. Strip Mastic.
4. Slip Sheet: Compatible with roofing system.
5. Fasteners and Plates: Factory-coated steel fasteners and metal or plastic plates meeting corrosion-resistance provisions in FMG 4470, designed for fastening membrane and insulation to substrate.
   a. #14 Heavy Duty Fasteners.
   b. Poly Plates.
   c. Insulation Plates.
6. PV Anchors
7. Termination and Edge Details:
   a. Vinyl Coated Metal Drip Edge.
8. Vinyl Coated Metal: 24 gauge, hot-dipped galvanized, grade 90 metal with a minimum of 17 mil membrane laminated to one side.
9. Two-Way Roof Vents: Install a minimum of 1 vent for each 1,000 ft^2 (93 m^2) of roof area.

2.2 ROOF INSULATION

A. General:

1. Provide preformed roof insulation boards that comply with requirements and referenced standards, as selected from manufacturer's standard sizes.
2. Provide preformed saddles, crickets, and other insulation shapes where indicated for sloping to drain. Fabricate to slopes indicated.

B. Polyisocyanurate Board Insulation: Complying with ASTM C 1289, Type II, felt or glass-fiber

mat facer on both major surfaces.

2.3 ROOF INSULATION ACCESSORIES

A. General: Provide roof insulation accessories approved by the roof membrane manufacturer and as recommended by insulation manufacturer for the intended use.

B. Fasteners: Provide coated steel fasteners and metal or plastic plates meeting corrosion-resistance provisions in FMG 4470, designed for fastening insulation and/or insulation cover boards in conformance to specified design requirements.

PART 3 EXECUTION

3.1 EXAMINATION

A. Verify that the surfaces and site conditions are ready to receive work.

B. Verify that the deck is supported and secured.

C. Verify that the deck is clean and smooth, free of depressions, waves, or projections, and properly sloped to drains, valleys, eaves, scuppers or gutters.

D. Verify that the deck surfaces are dry and free of standing water, ice or snow.

E. Verify that all roof openings or penetrations through the roof are solidly set.

3.2 PREPARATION

A. Clean surfaces thoroughly prior to installation.

B. Prepare surfaces using the methods recommended by the manufacturer for achieving the best result for the substrate under the project conditions.

C. Surfaces shall be clean, smooth, free of fins, sharp edges, loose and foreign material, oil, grease, and bitumen.

3.3 INSTALLATION

A. Install insulation in accordance with the roof manufacturer's requirements.

B. Insulation:

1. Install insulation in accordance with the roof manufacturer’s requirements.
2. Insulation shall be adequately supported to sustain normal foot traffic without damage.
3. Where field trimmed, insulation shall be fitted tightly around roof protrusions with no gaps greater than ¼ inch.
4. No more insulation shall be applied than can be covered with the roof membrane by the end of the day or the onset of inclement weather.
5. If more than one layer of insulation is used, all joints between subsequent layers shall be offset by at least 6 inches.
6. Mechanical Attachment: Use only fasteners, stress plates and fastening patterns accepted for use by the roof manufacturer. Fastening patterns must meet applicable design requirements.
   a. Install fasteners in accordance with the roof manufacturer’s requirements. Fasteners that are improperly installed must be replaced or corrected.
7. Mechanically attach flat insulation boards in parallel courses with end joints staggered 50%

and adjacent boards butted together with no gaps greater than ¼ inch.

C. Roof Membrane: 50 mil, nominal, membrane.

1. Use only fasteners, stress plates and fastening patterns accepted for use by the roof manufacturer. Fastening patterns must meet the applicable design requirements.
2. Install fasteners in accordance with the roof manufacturer's requirements. Fasteners that are improperly installed shall be replaced or corrected.
3. Mechanically fasten membrane to the structural deck utilizing fasteners and fastening patterns that in accordance with the roof manufacturer's requirements.
4. Cut membrane to fit neatly around all penetrations and roof projections.
5. Unroll roofing membrane and positioned with a minimum 6 inch overlap.

D. Seaming:

1. Weld overlapping sheets together using hot air. Minimum weld width is 1-1/2 inches.
2. Check field welded seams for continuity and integrity and repair all imperfections by the end of each work day.

E. Membrane Termination/Securement: All membrane terminations shall be completed in accordance with the membrane manufacturer's requirements.

1. Provide securement at all membrane terminations at the perimeter of each roof level, roof section, curb flashing, skylight, expansion joint, interior wall, penthouse, and other similar condition.
2. Provide securement at any angle change where the slope or combined slopes exceeds two inches in one horizontal foot.

F. Flashings: Complete all flashings and terminations as indicated on the drawings and in accordance with the membrane manufacturer's requirements.

1. Provide securement at all membrane terminations at the perimeter of each roof level, roof section, curb flashing, skylight, expansion joint, interior wall, penthouse, and other similar condition.
   a. Do not apply flashing over existing thru-wall flashings or weep holes.
   b. Secure flashing on a vertical surface before the seam between the flashing and the main roof sheet is completed.
   c. Extend flashing membrane a minimum of 6 inches (152 mm) onto the main roof sheet beyond the mechanical securement.
   d. Use care to ensure that the flashing does not bridge locations where there is a change in direction (e.g. where the parapet meets the roof deck).
2. Penetrations:
   a. Flash all pipes, supports, soil stacks, cold vents, and other penetrations passing through the roofing membrane as indicated on the Drawings and in accordance with the membrane manufacturer's requirements.
   b. Utilize custom prefabricated flashings supplied by the membrane manufacturer.
   c. Existing Flashings: Remove when necessary to allow new flashing to terminate directly to the penetration.

G. Edge Details:

1. Provide edge details as indicated on the Drawings. Install in accordance with the membrane manufacturer's requirements.
2. Join individual sections in accordance with the membrane manufacturer's requirements.
3. Coordinate installation of metal flashing and counter flashing specified in Section 07620.

3.4 FIELD QUALITY CONTROL

A. The membrane manufacturer's representative shall provide a comprehensive final inspection after completion of the roof system. All application errors shall be addressed and final punch list completed.

3.5 PROTECTION

A. Protect installed roofing products from construction operations until completion of project.
B. Where traffic is anticipated over completed roofing membrane, protect from damage using durable materials that are compatible with membrane.
C. Repair or replace damaged products after work is completed.

PART 4 BID FORM PAY ITEMS

4.0 MEASUREMENT AND PAYMENT

A. The completed work as measured for this item of work will be paid for at the Contract Unit Price for the following item:

Contract Item (Pay Item)	**Pay Unit**
50 Mil Membrane & Insulation,	Square Foot (SF)

The unit price for this work shall include all labor, material and equipment costs associated with the installation of the 50 Mil Membrane & Insulation as specified herein.

Contract Item (Pay Item)	**Pay Unit**
6" Roof Vent Stacks,	Each (EA)

The unit price for this work shall include all labor, material and equipment costs associated with the installation of the 6" Roof Vent Stacks as specified herein.

END OF SECTION

PROJECT DRAWINGS & ATTACHMENTS

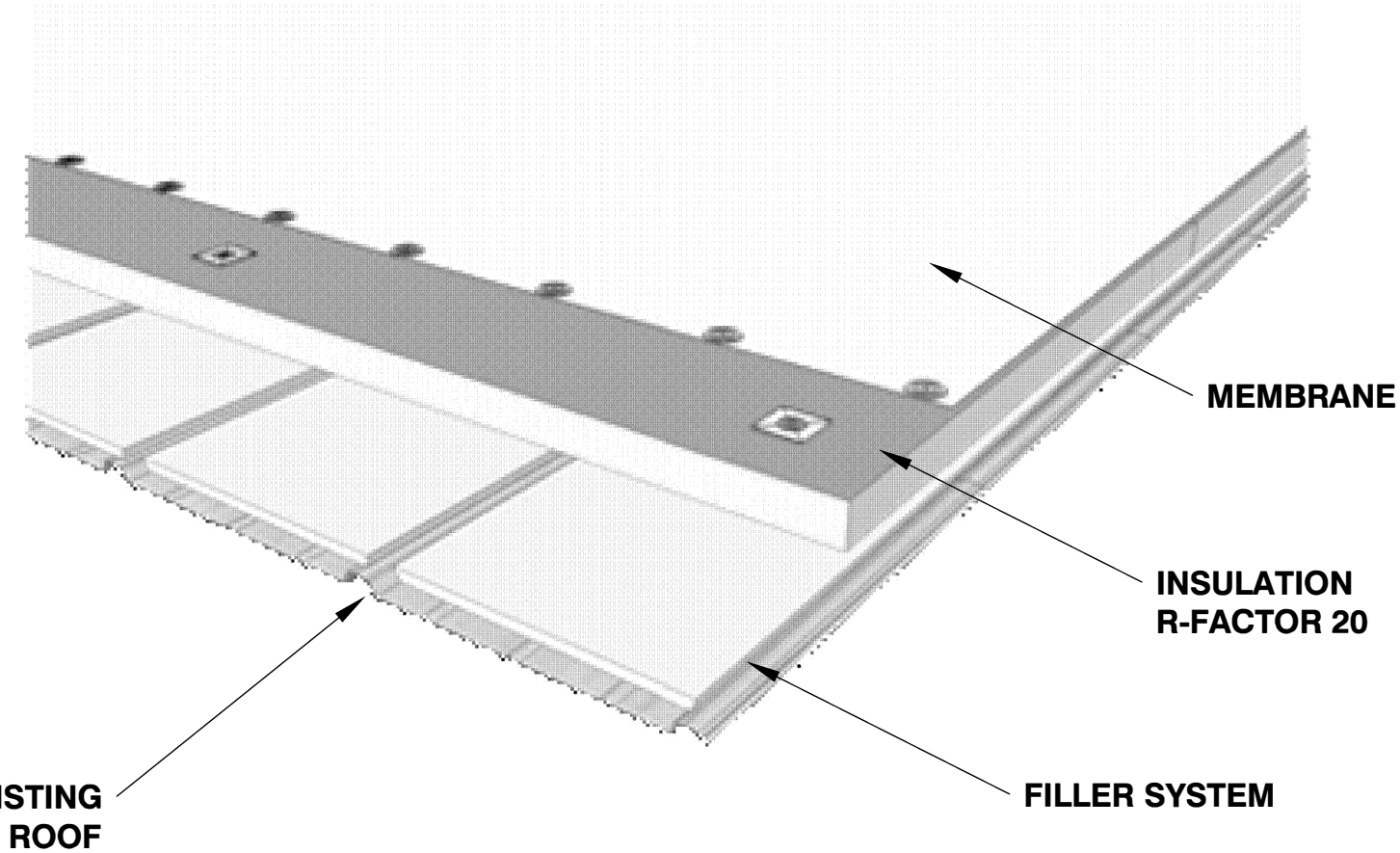

NOTES:

1. EXISTING ROOF SHALL BE CLEANED, INSPECTED, AND PATCH AREAS AS NEEDED TO REMAIN WATERTIGHT
2. THE ROOFING SYSTEM COMPONENTS SHALL BE FASTENED AS PER MANUFACTURERS REQUIREMENTS

CITY OF
SAULT STE. MARIE, MI
ENGINEERING DEPARTMENT

225 E PORTAGE AVENUE
SAULT STE. MARIE, MI 49783
(906) 632-5730 FAX: (906) 635-5606

SUBJECT:

809 SEYMOUR STREET
RUBBER MEMBRANE ROOF INSTALLATION
DETAIL

REVISIONS		
NO.	BY	DATE

DRAWN BY: L. MILLER JR.
APPROVED: D. BOYLE
SCALE: NO SCALE
FILE: 809_DETAIL.DWG
DATE: 03/01/21

SHEET 1 OF 1

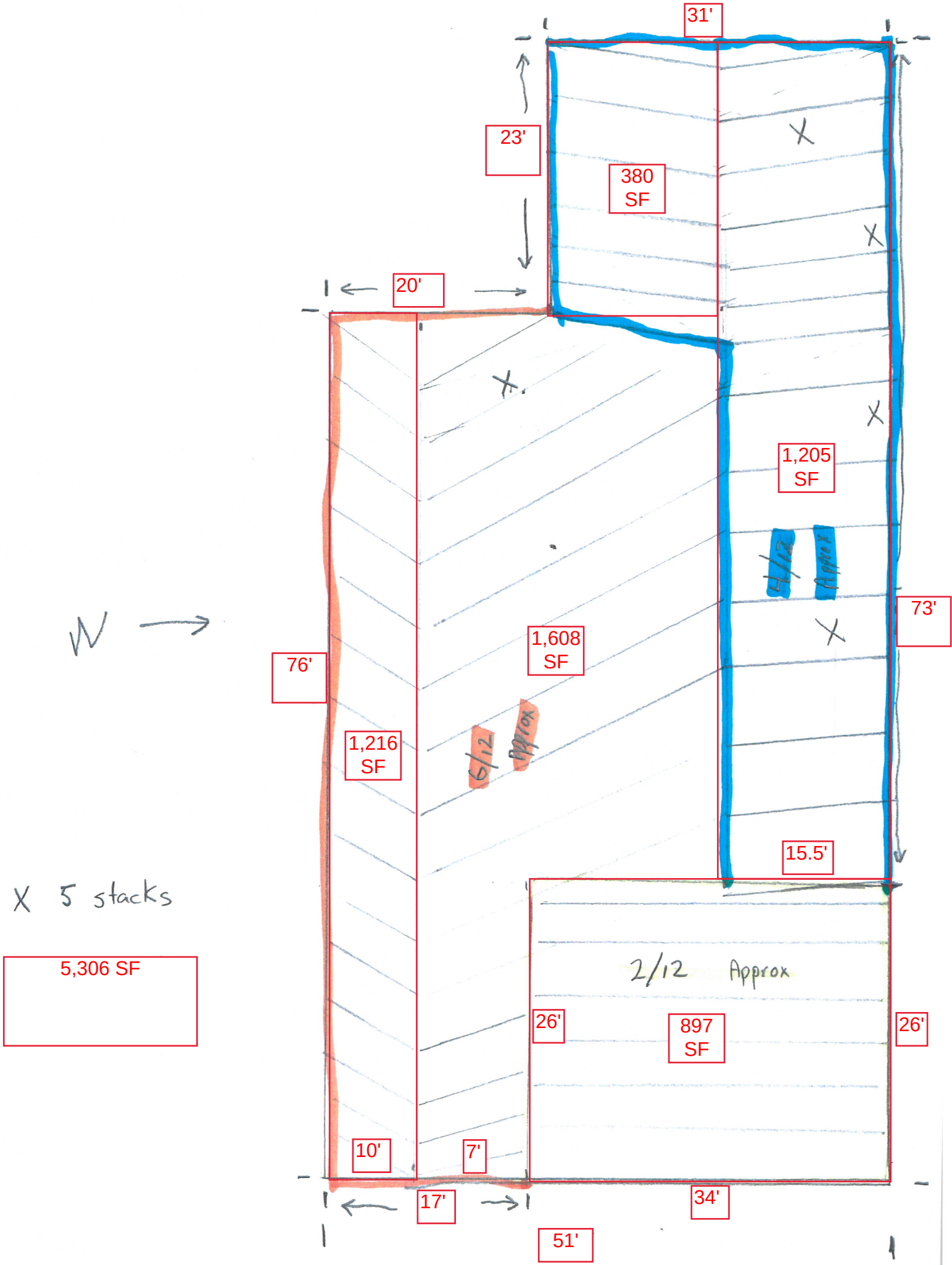
31'
23'
380 SF
20'
1,205 SF
4/12 Approx
73'
1,608 SF
76'
1,216 SF
6/12 Approx
15.5'
N
X 5 stacks
5,306 SF
2/12 Approx
26'
897 SF
26'
10'
7'
17'
34'
51'

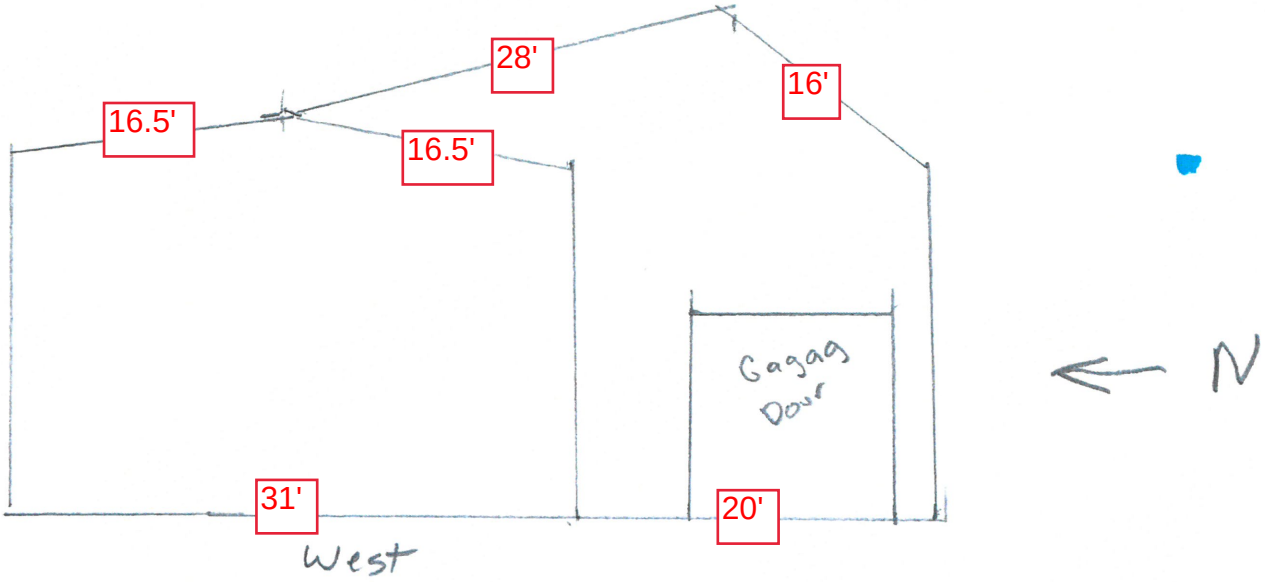
28'
16'
16.5'
16.5'
Gagag Door
N
31'
20'
West

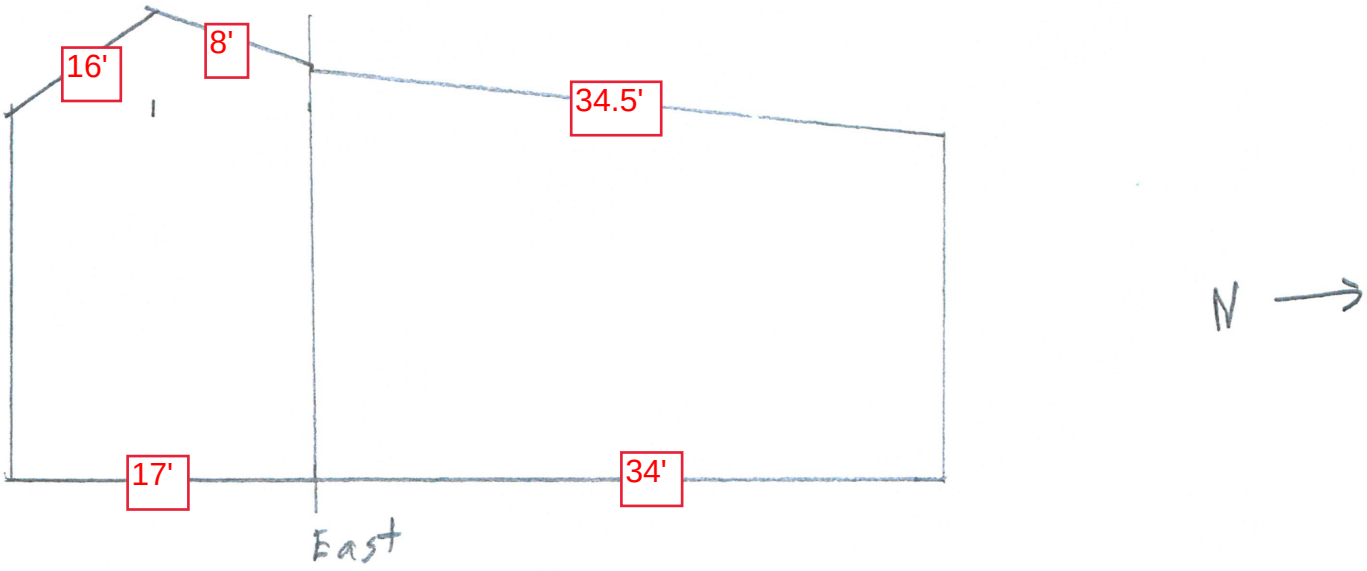
16'
8'
34.5'
N
17'
34'
East

Google Maps

Map data ©2020 , Map data ©2020 10 ft